
































PRO STAGE RESULTS

Pos	Plate	Name Team	Nat EWS number	Stage 1PRO	Pos	Penalties	Time	Gap
MEN								
1	2	RUDE JR Richard Yeti / Fox Factory Team	 USA.1995.21739	0:03:28.40	1		0:03:28.40	
2	3	MELAMED Jesse Rocky Mountain Race Face	 CAN.1992.21596	0:03:31.58	2		0:03:31.58	+0:00:03.18
3	11	LUKASIK Slawomir Canyon CLLTV Dainese	 POL.1993.24876	0:03:32.78	3		0:03:32.78	+0:00:04.38
4	5	BORGES Jose Canyon Collective	 POR.1990.21669	0:03:33.63	4		0:03:33.63	+0:00:05.23
5	1	MOIR Jack Canyon Collective	 AUS.1994.33430	0:03:34.10	5		0:03:34.10	+0:00:05.70
6	23	LUCAS Cole Ibis Enduro Team	 NZL.1998.23013	0:03:34.47	6		0:03:34.47	+0:00:06.07
7	33	RUDEAU Alex Commencal Enduro Project	 FRA.1996.25071	0:03:34.78	7		0:03:34.78	+0:00:06.38
8	13	MAES Martin Orbea FOX Enduro Team	 BEL.1997.21636	0:03:35.03	8		0:03:35.03	+0:00:06.63
9	30	PIGEON Hugo Scott SR Suntour Enduro Team	 FRA.1996.23507	0:03:35.25	9		0:03:35.25	+0:00:06.85
10	24	GRAHAM Innes	 GBR.1996.35188	0:03:35.60	10		0:03:35.60	+0:00:07.20
11	21	MASTERS Edward Pivot Factory Racing	 NZL.1989.22590	0:03:35.72	11		0:03:35.72	+0:00:07.32












PRO STAGE RESULTS

Pos	Plate	Name Team	Nat EWS number	Stage 1PRO	Pos	Penalties	Time	Gap
MEN								
12	72	KANGAS Oliwer	 SWE.1992.33903	0:03:36.69	12		0:03:36.69	+0:00:08.29
13	29	CALLAGHAN Gregory Devinci Global Racing	 IRL.1991.21827	0:03:37.05	13		0:03:37.05	+0:00:08.65
14	26	MENZIES Jack	 CAN.2001.22519	0:03:37.33	14		0:03:37.33	+0:00:08.93
14	16	MURRAY Charles Specialized Racing	 NZL.1996.22752	0:03:37.33	14		0:03:37.33	+0:00:08.93
16	34	JEANDEL Louis Commencal Enduro Project	 FRA.1998.22140	0:03:37.35	16		0:03:37.35	+0:00:08.95
17	125	BLENKINSOP Samuel Norco Factory Team	 NZL.1988.22530	0:03:37.42	17		0:03:37.42	+0:00:09.02
18	83	MCBAIN Calum	 GBR.1998.33913	0:03:37.50	18		0:03:37.50	+0:00:09.10
19	7	JOHANSEN Zakarias Ibis Enduro Team	 SWE.1992.21863	0:03:37.79	19		0:03:37.79	+0:00:09.39
20	10	WALKER Matthew Pivot Factory Racing	 NZL.1990.21846	0:03:37.90	20		0:03:37.90	+0:00:09.50
21	6	TORDO Dimitri Canyon Collective	 FRA.1993.21764	0:03:38.92	21		0:03:38.92	+0:00:10.52
22	31	GAUVIN Remi Rocky Mountain Race Face	 CAN.1992.21624	0:03:39.28	22		0:03:39.28	+0:00:10.88












PRO STAGE RESULTS

Pos	Plate	Name Team	Nat EWS number	Stage 1PRO	Pos	Penalties	Time	Gap
MEN								
23	15	HEAP Elliott Nukeproof SRAM Factory Racing	 GBR.1998.21783	0:03:39.58	23		0:03:39.58	+0:00:11.18
24	18	VIDAL Antoine Commencal Les Orres Team	 FRA.2001.25035	0:03:39.68	24		0:03:39.68	+0:00:11.28
25	58	VEZINA Mckay Giant Factory Off-Road	 CAN.1995.21632	0:03:39.97	25		0:03:39.97	+0:00:11.57
26	22	VERNER Rhys Forbidden Synthesis	 CAN.1997.22407	0:03:39.99	26		0:03:39.99	+0:00:11.59
27	59	SECONDI Nathan Fulgur Factory Team Valdinievole	 FRA.1999.22133	0:03:40.15	27		0:03:40.15	+0:00:11.75
28	118	RAIMONDI Matteo	 ITA.1995.22277	0:03:40.70	28		0:03:40.70	+0:00:12.30
29	4	MIQUEL Kevin Specialized Racing	 FRA.1991.21704	0:03:40.75	29		0:03:40.75	+0:00:12.35
30	114	CARBALLO GONZALEZ Edgar Orbea FOX Enduro Team	 ESP.1988.30531	0:03:41.08	30		0:03:41.08	+0:00:12.68
31	73	FRANCK Gilles	 BEL.2000.22291	0:03:41.10	31		0:03:41.10	+0:00:12.70
32	80	PAULHAN Romain Santa Cruz X SRAM	 FRA.1988.22706	0:03:41.33	32		0:03:41.33	+0:00:12.93
33	69	EBDON Jake	 GBR.2001.32703	0:03:41.78	33		0:03:41.78	+0:00:13.38






PRO STAGE RESULTS

Pos	Plate	Name Team	Nat EWS number	Stage 1PRO	Pos	Penalties	Time	Gap
MEN								
34	14	DENIAUD Youn Giant Factory Off-Road	 FRA.1996.22994	0:03:41.95	34		0:03:41.95	+0:00:13.55
35	74	MENJOU Irene Sunn French Connexion By Alpe D'Huez	 FRA.1995.22122	0:03:42.36	35		0:03:42.36	+0:00:13.96
36	117	MYSIK Milan	 CZE.1993.22051	0:03:42.48	36		0:03:42.48	+0:00:14.08
37	86	BLAHA Vojtech	 CZE.1999.22684	0:03:42.60	37		0:03:42.60	+0:00:14.20
38	61	GARAY TAMAYO Iago Santa Cruz X SRAM	 ESP.1991.21707	0:03:42.72	38		0:03:42.72	+0:00:14.32
39	116	GRANT Kelan Nukeproof SRAM Factory Racing	 IRL.1993.21773	0:03:42.78	39		0:03:42.78	+0:00:14.38
40	25	BOOKER Daniel Nukeproof SRAM Factory Racing	 AUS.1997.25378	0:03:42.82	40		0:03:42.82	+0:00:14.42
41	60	CAMOIN Francescu Specialized Racing	 FRA.2001.23545	0:03:42.90	41		0:03:42.90	+0:00:14.50
42	27	TEXTOR Christian Team BULLS	 GER.1990.22845	0:03:42.97	42		0:03:42.97	+0:00:14.57
43	28	PERSAK Vid Orbea FOX Enduro Team	 SLO.1996.22810	0:03:43.20	43		0:03:43.20	+0:00:14.80
44	68	CONNELL Joseph Orange Factory Racing	 GBR.1994.21745	0:03:43.30	44		0:03:43.30	+0:00:14.90












PRO STAGE RESULTS

Pos	Plate	Name Team	Nat EWS number	Stage 1PRO	Pos	Penalties	Time	Gap
MEN								
45	84	SMITH Joseph	 GBR.1990.37383	0:03:43.47	45		0:03:43.47	+0:00:15.07
46	94	IENZER Emeric Scott SR Suntour Enduro Team	 FRA.1999.31862	0:03:43.60	46		0:03:43.60	+0:00:15.20
47	62	STORR Alex Forbidden Synthesis	 GBR.2001.31009	0:03:43.63	47		0:03:43.63	+0:00:15.23
48	101	DRACH Torben RAAW // Levelnine Gravity	 GER.1998.22419	0:03:43.75	48		0:03:43.75	+0:00:15.35
49	66	WALL Evan Devinci Global Racing	 CAN.1999.23531	0:03:44.12	49		0:03:44.12	+0:00:15.72
50	36	SCOTT Mark Santa Cruz X SRAM	 GBR.1993.21714	0:03:44.37	50		0:03:44.37	+0:00:15.97
51	63	STONE Brady Polygon Factory Racing	 NZL.2000.23119	0:03:44.50	51		0:03:44.50	+0:00:16.10
52	98	JANSER Robin Swiss Enduro Team by Giant	 SUI.2000.25837	0:03:44.72	52		0:03:44.72	+0:00:16.32
53	96	FRANCARDO Tommaso	 ITA.1997.22813	0:03:44.93	53		0:03:44.93	+0:00:16.53
54	342	CHARVAT Matej	 CZE.1985.30440	0:03:45.03	54		0:03:45.03	+0:00:16.63
55	81	HEINIGER Nils	 NZL.1999.25218	0:03:45.11	55		0:03:45.11	+0:00:16.71




PRO STAGE RESULTS

Pos	Plate	Name Team	Nat EWS number	Stage 1PRO	Pos	Penalties	Time	Gap
MEN								
56	102	KNAPEC Martin	 SVK.1994.26017	0:03:45.42	56		0:03:45.42	+0:00:17.02
57	67	ROPELATO Mitch Cannondale Enduro	 USA.1992.22734	0:03:45.60	57		0:03:45.60	+0:00:17.20
58	65	GALLAGHER Christopher	 GBR.1993.23014	0:03:45.80	58		0:03:45.80	+0:00:17.40
58	105	HEBERT Ambroise	 FRA.1993.21934	0:03:45.80	58		0:03:45.80	+0:00:17.40
60	64	WATSON Corey Nukeproof SRAM Factory Racing	 GBR.1999.35483	0:03:46.52	60		0:03:46.52	+0:00:18.12
61	82	MOORE Thomas	 GBR.1994.33293	0:03:46.74	61		0:03:46.74	+0:00:18.34
62	100	LARSSON Adam	 SWE.2000.30837	0:03:46.88	62		0:03:46.88	+0:00:18.48
63	90	BRATSCHI Tim	 SUI.1988.23005	0:03:46.94	63		0:03:46.94	+0:00:18.54
64	133	CAVAYE Andrew	 AUS.1996.24678	0:03:47.04	64		0:03:47.04	+0:00:18.64
65	77	KRASNY Carter	 CAN.1999.22027	0:03:47.06	65		0:03:47.06	+0:00:18.66
66	132	SZYMCZUK Lukasz	 POL.1995.23313	0:03:47.08	66		0:03:47.08	+0:00:18.68











PRO STAGE RESULTS

Pos	Plate	Name Team	Nat EWS number	Stage 1PRO	Pos	Penalties	Time	Gap
MEN								
67	111	HAMILTON Connor	 NZL.1996.24882	0:03:47.09	67		0:03:47.09	+0:00:18.69
68	173	BERTA Matteo	 ITA.1995.21891	0:03:47.25	68		0:03:47.25	+0:00:18.85
69	19	VENDEMMIA Mirco Cannondale Enduro	 ITA.1998.21871	0:03:47.48	69		0:03:47.48	+0:00:19.08
70	142	RENZ Daniel	 GER.1996.26028	0:03:47.72	70		0:03:47.72	+0:00:19.32
71	95	PROCHYRA Jordan	 AUS.1994.21674	0:03:47.79	71		0:03:47.79	+0:00:19.39
72	37	STUTTARD Mathew Polygon Factory Racing	 GBR.1993.21661	0:03:48.02	72		0:03:48.02	+0:00:19.62
73	76	WARNET Manu	 NED.2001.26267	0:03:48.12	73		0:03:48.12	+0:00:19.72
74	35	LUTHI Patrick	 SUI.1992.22607	0:03:48.19	74		0:03:48.19	+0:00:19.79
75	92	GALY Theo Sunn French Connexion By Alpe D'Huez	 FRA.1990.21691	0:03:48.21	75		0:03:48.21	+0:00:19.81
76	71	BLAIR Lachlan Orange Factory Racing	 GBR.1995.21426	0:03:48.32	76		0:03:48.32	+0:00:19.92
77	119	PESENTI Marcello	 ITA.1994.21853	0:03:48.47	77		0:03:48.47	+0:00:20.07












PRO STAGE RESULTS

Pos	Plate	Name Team	Nat EWS number	Stage 1PRO	Pos	Penalties	Time	Gap
MEN								
78	127	LAMBERT Pierre Hotlines Nukeproof Racing	 FRA.1999.36939	0:03:48.82	78		0:03:48.82	+0:00:20.42
79	110	ESCUDIER Thomas	 FRA.1991.21945	0:03:49.10	79		0:03:49.10	+0:00:20.70
80	75	MORGAN Myles	 USA.2001.24399	0:03:49.27	80		0:03:49.27	+0:00:20.87
81	138	WILDHABER Gustav Cube Action Team	 SUI.1988.21848	0:03:49.30	81		0:03:49.30	+0:00:20.90
82	108	RONZON Erwin	 ITA.1997.21868	0:03:49.35	82		0:03:49.35	+0:00:20.95
83	103	CROZ Romain	 FRA.1996.37161	0:03:49.43	83		0:03:49.43	+0:00:21.03
83	137	SWANBECK Daniel	 SWE.1990.32435	0:03:49.43	83		0:03:49.43	+0:00:21.03
83	200	MURRAY Craig	 NZL.1998.36172	0:03:49.43	83		0:03:49.43	+0:00:21.03
86	150	BERRY Matthew	 NZL.2000.23138	0:03:49.45	86		0:03:49.45	+0:00:21.05
87	129	PFEIL Max	 GER.1998.27442	0:03:50.36	87		0:03:50.36	+0:00:21.96
88	164	LUPATO Denny	 ITA.1992.22852	0:03:50.43	88		0:03:50.43	+0:00:22.03
89	151	PERISSE Elouan Hotlines Nukeproof Racing	 FRA.2001.34083	0:03:51.27	89		0:03:51.27	+0:00:22.87













PRO STAGE RESULTS

Pos	Plate	Name Team	Nat EWS number	Stage 1PRO	Pos	Penalties	Time	Gap
MEN								
90	91	NOBLE Josh	 GBR.2001.25619	0:03:51.55	90		0:03:51.55	+0:00:23.15
91	174	VOTH Laurin Propain Factory Enduro	 GER.2000.25451	0:03:51.70	91		0:03:51.70	+0:00:23.30
92	109	LEBERT Alexis	 FRA.1993.22060	0:03:52.19	92		0:03:52.19	+0:00:23.79
93	161	ROSSI Saben	 USA.1985.23371	0:03:52.41	93		0:03:52.41	+0:00:24.01
94	187	WALCH Lucas	 NZL.1996.23524	0:03:52.55	94		0:03:52.55	+0:00:24.15
95	156	LEONHARDT Konstantin	 GER.1996.35481	0:03:52.74	95		0:03:52.74	+0:00:24.34
96	169	FEJER Max Team Dorrong Enduro	 AUT.2000.21703	0:03:52.77	96		0:03:52.77	+0:00:24.37
97	130	OMDAL Oskar	 NOR.2000.32277	0:03:52.78	97		0:03:52.78	+0:00:24.38
98	85	BOX Archie	 GBR.1998.23201	0:03:52.83	98		0:03:52.83	+0:00:24.43
99	113	JENSEN Henrik	 GBR.1998.25933	0:03:52.90	99		0:03:52.90	+0:00:24.50
100	194	BLACHERE Nans	 FRA.1989.37519	0:03:52.95	100		0:03:52.95	+0:00:24.55
100	120	MOROTTI Hugo	 FRA.2000.24522	0:03:52.95	100		0:03:52.95	+0:00:24.55













PRO STAGE RESULTS

Pos	Plate	Name Team	Nat EWS number	Stage 1PRO	Pos	Penalties	Time	Gap
MEN								
102	157	RYAN Cameron	 AUS.1995.23609	0:03:53.10	102		0:03:53.10	+0:00:24.70
103	128	HARRIS Bradley Theory Racing p/b ProBikeKit	 NZL.2001.27637	0:03:53.20	103		0:03:53.20	+0:00:24.80
104	107	HAMMOND Chubbie	 GBR.1996.37418	0:03:53.28	104		0:03:53.28	+0:00:24.88
105	185	HUTH Nejc Robin	 SLO.1990.24460	0:03:53.34	105		0:03:53.34	+0:00:24.94
106	190	WIDEN Johan	 SWE.1994.39149	0:03:53.45	106		0:03:53.45	+0:00:25.05
107	78	HILL Samuel Nukeproof SRAM Factory Racing	 AUS.1985.21775	0:03:53.68	107		0:03:53.68	+0:00:25.28
108	199	BRADSHAW Tom	 NZL.1993.24526	0:03:53.79	108		0:03:53.79	+0:00:25.39
109	93	SCOTT Riley	 GBR.2000.38625	0:03:53.83	109		0:03:53.83	+0:00:25.43
110	140	KARDINAR Petrik	 GER.1989.36539	0:03:53.93	110		0:03:53.93	+0:00:25.53
111	112	MIHALKOVITS Peter	 AUT.1993.23608	0:03:54.03	111		0:03:54.03	+0:00:25.63
112	147	BROWN Chris	 IRL.1995.33325	0:03:54.22	112		0:03:54.22	+0:00:25.82













PRO STAGE RESULTS

Pos	Plate	Name Team	Nat EWS number	Stage 1PRO	Pos	Penalties	Time	Gap
MEN								
113	97	HUTCHENS Chris	 GBR.1989.22999	0:03:54.26	113		0:03:54.26	+0:00:25.86
114	122	MILLE Thimote	 FRA.2001.31623	0:03:54.32	114		0:03:54.32	+0:00:25.92
115	87	CARROLL Gavin	 IRL.1993.35848	0:03:54.96	115		0:03:54.96	+0:00:26.56
116	145	NEWELL Jake	 AUS.1993.24612	0:03:55.13	116		0:03:55.13	+0:00:26.73
117	165	LUPATO Alex	 ITA.1989.22851	0:03:55.17	117		0:03:55.17	+0:00:26.77
118	160	PAREDES MORENO Jose	 CHI.2001.23001	0:03:55.23	118		0:03:55.23	+0:00:26.83
119	131	BERNET Jonas	 SUI.1994.33390	0:03:55.31	119		0:03:55.31	+0:00:26.91
120	89	FRESQUET Axel Tribe Pyrenees Gravity	 FRA.1998.23081	0:03:55.39	120		0:03:55.39	+0:00:26.99
121	188	WILLNER Nick	 GER.1999.22551	0:03:55.67	121		0:03:55.67	+0:00:27.27
122	148	LANDMARK Ola Javold	 NOR.1999.25289	0:03:55.68	122		0:03:55.68	+0:00:27.28
123	123	LANI Martino	 ITA.2001.22164	0:03:55.70	123		0:03:55.70	+0:00:27.30
124	177	LOEFFLER Christian	 GER.1993.23169	0:03:56.10	124		0:03:56.10	+0:00:27.70













PRO STAGE RESULTS

Pos	Plate	Name Team	Nat EWS number	Stage 1PRO	Pos	Penalties	Time	Gap
MEN								
125	179	LETAK Petr	 CZE.1993.23009	0:03:56.28	125		0:03:56.28	+0:00:27.88
126	115	COSTA GRAELL Pau	 ESP.2001.25006	0:03:56.43	126		0:03:56.43	+0:00:28.03
127	158	WOLFE Daniel Polygon Factory Racing	 IRL.1988.22250	0:03:56.88	127		0:03:56.88	+0:00:28.48
128	201	JONSSON Sharjah	 RSA.1999.22749	0:03:57.03	128		0:03:57.03	+0:00:28.63
129	152	LAMBERT Louis Hotlines Nukeproof Racing	 FRA.1999.37231	0:03:57.17	129		0:03:57.17	+0:00:28.77
130	106	HURLEY Joshua	 GBR.1995.27543	0:03:57.39	130		0:03:57.39	+0:00:28.99
131	155	ENNIS Ross	 IRL.2001.25954	0:03:57.45	131		0:03:57.45	+0:00:29.05
132	104	WILSON Thomas Orange Factory Racing	 GBR.2000.22553	0:03:57.83	132		0:03:57.83	+0:00:29.43
133	182	BISSON Zian	 FRA.2000.26059	0:03:57.95	133		0:03:57.95	+0:00:29.55
134	153	MARI MARI Mariano	 ESP.1997.22453	0:03:58.21	134		0:03:58.21	+0:00:29.81
135	124	PELISSERO Simone	 ITA.2001.21940	0:03:58.43	135		0:03:58.43	+0:00:30.03
136	99	TOOKE Jacob	 CAN.1999.22078	0:03:58.58	136		0:03:58.58	+0:00:30.18













PRO STAGE RESULTS

Pos	Plate	Name Team	Nat EWS number	Stage 1PRO	Pos	Penalties	Time	Gap
MEN								
137	144	WALSH Sam	 AUS.2000.24527	0:03:58.60	137		0:03:58.60	+0:00:30.20
138	181	DEMUYLDER Jonas	 BEL.1997.25196	0:03:59.44	138		0:03:59.44	+0:00:31.04
139	143	MAGGS David	 AUS.1996.23408	0:03:59.80	139		0:03:59.80	+0:00:31.40
140	175	OLSEN Eric	 USA.1999.25103	0:03:59.83	140		0:03:59.83	+0:00:31.43
140	171	GROTTI Nicola Abetone FullOut Gravity	 ITA.2000.21925	0:03:59.83	140		0:03:59.83	+0:00:31.43
142	146	DALPIAN Davide	 ITA.1997.21865	0:04:00.05	142		0:04:00.05	+0:00:31.65
143	176	DIEU Antonio	 FRA.1989.26701	0:04:00.40	143		0:04:00.40	+0:00:32.00
144	193	CHAUVET Cesar	 FRA.1995.34851	0:04:00.50	144		0:04:00.50	+0:00:32.10
145	184	DODINO Giacomo WeRide Racing Team	 ITA.1994.22466	0:04:00.69	145		0:04:00.69	+0:00:32.29
146	189	CLAUDI Julian RDN Racing	 GER.1999.33500	0:04:00.70	146		0:04:00.70	+0:00:32.30
147	136	SCHWENK Robert	 GER.1994.23041	0:04:01.63	147		0:04:01.63	+0:00:33.23
148	163	HASSFELD Joel	 GER.1998.33907	0:04:01.95	148		0:04:01.95	+0:00:33.55

PRO STAGE RESULTS

Pos	Plate	Name Team	Nat EWS number	Stage 1PRO	Pos	Penalties	Time	Gap
MEN								
149	202	NAGATA Junya	 JPN.1988.26455	0:04:03.05	149		0:04:03.05	+0:00:34.65
150	134	BAILLIF Florent	 SUI.1998.32580	0:04:03.32	150		0:04:03.32	+0:00:34.92
151	183	GONDOUIN Antoine	 FRA.1997.27800	0:04:03.63	151		0:04:03.63	+0:00:35.23
152	32	LARBEOU Guillaume Commencal Enduro Project	 FRA.1994.25575	0:04:03.73	152		0:04:03.73	+0:00:35.33
153	162	COULTHARD Aidan	 GBR.1996.33292	0:04:05.65	153		0:04:05.65	+0:00:37.25
154	121	FILIPPI Mirko	 ITA.2001.26043	0:04:06.00	154		0:04:06.00	+0:00:37.60
155	168	OPPLIGER Timothee	 SUI.1992.21701	0:04:06.51	155		0:04:06.51	+0:00:38.11
156	154	DERKUM Christian RAAW // Levelnine Gravity	 GER.1991.23043	0:04:07.80	156		0:04:07.80	+0:00:39.40
157	172	SACCON Matteo Abetone FullOut Gravity	 ITA.2000.21866	0:04:09.25	157		0:04:09.25	+0:00:40.85
158	195	COURMES Tristan	 FRA.1989.33929	0:04:10.02	158		0:04:10.02	+0:00:41.62
159	198	MARCHESE Francesco	 ITA.2000.32885	0:04:10.24	159		0:04:10.24	+0:00:41.84
160	167	FANTINO Andrea	 ITA.2001.25554	0:04:10.47	160		0:04:10.47	+0:00:42.07






PRO STAGE RESULTS

Pos	Plate	Name Team	Nat EWS number	Stage 1PRO	Pos	Penalties	Time	Gap
MEN								
161	196	FURLANI Gialuca	 ITA.1999.39383	0:04:10.80	161		0:04:10.80	+0:00:42.40
162	191	BROWNLIE Samuel	 AUS.1992.25324	0:04:11.55	162		0:04:11.55	+0:00:43.15
163	149	RYAN Fergus	 GBR.1993.22458	0:04:13.05	163		0:04:13.05	+0:00:44.65
164	192	BARTON Oliver	 GBR.1990.33513	0:04:17.24	164		0:04:17.24	+0:00:48.84
165	178	STEFANSSON Jonas	 ISL.1988.22287	0:04:24.05	165		0:04:24.05	+0:00:55.65
166	135	MUELLER Igor	 SUI.1996.22665	0:04:30.87	166		0:04:30.87	+0:01:02.47
DNF	159	FABRE Enzo	 FRA.2001.35441					
DNS	126	JONES Jono Propain Factory Enduro	 GBR.1994.37370					
DNS	88	FAGERBERG Philip	 SWE.1996.25802					
DNS	186	PUFAN Alexandru	 ROU.1990.23147					
DNS	141	LINDNER Kevin	 GER.1991.39104					
DNS	197	MAIRHOFER Andreas	 ITA.1998.25438					







PRO STAGE RESULTS

Pos	Plate	Name Team	Nat EWS number	Stage 1PRO	Pos	Penalties	Time	Gap
MEN								
DNS	70	BURNS CONTRERAS Pedro Trek Factory Racing	CHI.1997.21729					
MEN Master 35+								
1	345	AUSTERMUHLE Ian	GBR.1980.21590	0:03:49.95	1		0:03:49.95	
2	343	FRUET Martino	ITA.1977.22431	0:03:50.55	2		0:03:50.55	+0:00:00.60
3	338	VANER Jan	CZE.1983.22385	0:03:53.28	3		0:03:53.28	+0:00:03.33
4	337	WEIDEMANN Mads	DEN.1982.33629	0:03:53.33	4		0:03:53.33	+0:00:03.38
5	347	AMOUR Karim BH Enduro Racing Team	FRA.1975.21696	0:03:59.27	5		0:03:59.27	+0:00:09.32
6	344	EDGWORTH Scott	GBR.1980.52475	0:04:01.62	6		0:04:01.62	+0:00:11.67
7	346	LAUDER Bradley	NZL.1985.27531	0:04:03.05	7		0:04:03.05	+0:00:13.10
8	325	KULHAVY Radek	CZE.1984.25807	0:04:05.89	8		0:04:05.89	+0:00:15.94
9	335	BRODERICK Michael	USA.1973.22376	0:04:05.96	9		0:04:05.96	+0:00:16.01
10	333	HEIMEL Paul	AUT.1987.24509	0:04:06.14	10		0:04:06.14	+0:00:16.19












PRO STAGE RESULTS

Pos	Plate	Name Team	Nat EWS number	Stage 1PRO	Pos	Penalties	Time	Gap
MEN Master 35+								
11	336	LOCHHEAD Andrew	 GBR.1984.25456	0:04:06.68	11		0:04:06.68	+0:00:16.73
12	313	CHANDLER Kane	 GBR.1985.21345	0:04:07.58	12		0:04:07.58	+0:00:17.63
13	326	JOHNSEN Espen	 NOR.1980.22840	0:04:08.78	13		0:04:08.78	+0:00:18.83
14	312	BISHOP Daniel	 GBR.1970.22823	0:04:09.17	14		0:04:09.17	+0:00:19.22
15	323	KOLEV Ivan	 BUL.1981.22786	0:04:10.77	15		0:04:10.77	+0:00:20.82
16	320	FELLGETT Theo	 GBR.1986.38997	0:04:11.15	16		0:04:11.15	+0:00:21.20
17	327	EXENBERGER Kurt	 AUT.1975.23045	0:04:11.45	17		0:04:11.45	+0:00:21.50
18	331	CALVEZ Mathieu Hotlines Nukeproof Racing	 FRA.1986.22152	0:04:11.90	18		0:04:11.90	+0:00:21.95
19	310	ROSSA Damiano	 ITA.1984.37199	0:04:12.95	19		0:04:12.95	+0:00:23.00
20	330	BERNARD Guillaume	 FRA.1983.22861	0:04:13.18	20		0:04:13.18	+0:00:23.23
21	332	CARREZ Cedric Lapierre Zipp Collective	 FRA.1978.23588	0:04:13.80	21		0:04:13.80	+0:00:23.85
22	308	MODESTI Dimitri	 ITA.1975.25154	0:04:17.37	22		0:04:17.37	+0:00:27.42













PRO STAGE RESULTS

Pos	Plate	Name Team	Nat EWS number	Stage 1PRO	Pos	Penalties	Time	Gap
MEN Master 35+								
23	316	BODEUX Xavier	 BEL.1976.21936	0:04:17.40	23		0:04:17.40	+0:00:27.45
24	311	SADLER Andy	 GBR.1972.21595	0:04:17.60	24		0:04:17.60	+0:00:27.65
25	334	GREENWOOD Daniel	 GBR.1975.22552	0:04:19.75	25		0:04:19.75	+0:00:29.80
26	328	SCOTT Darren	 GBR.1971.22334	0:04:19.83	26		0:04:19.83	+0:00:29.88
27	307	RIMONDO Matteo	 ITA.1984.25677	0:04:23.66	27		0:04:23.66	+0:00:33.71
28	321	REISER Christoph	 GER.1986.25635	0:04:24.13	28		0:04:24.13	+0:00:34.18
29	309	MAYRHOFER Reinhard Team Dorrong Enduro	 AUT.1976.21667	0:04:24.18	29		0:04:24.18	+0:00:34.23
30	324	WARD Joe	 IRL.1971.22541	0:04:25.88	30		0:04:25.88	+0:00:35.93
31	318	CIZINSKY Milan	 CZE.1974.22018	0:04:26.10	31		0:04:26.10	+0:00:36.15
32	319	EICHINGER Christoph	 GER.1980.39926	0:04:34.12	32		0:04:34.12	+0:00:44.17
33	303	DAUMAS Eric	 FRA.1968.22075	0:04:37.18	33		0:04:37.18	+0:00:47.23
34	314	MICHALEK Viktor	 SVK.1980.35835	0:04:38.18	34		0:04:38.18	+0:00:48.23













PRO STAGE RESULTS

Pos	Plate	Name Team	Nat EWS number	Stage 1PRO	Pos	Penalties	Time	Gap
MEN Master 35+								
35	315	JONES Sion	 GBR.1976.23430	0:04:39.70	35		0:04:39.70	+0:00:49.75
36	302	HUGHES David	 IRL.1971.21814	0:04:53.35	36		0:04:53.35	+0:01:03.40
37	305	NEUMANN Marcus	 GER.1987.23206	0:04:54.82	37		0:04:54.82	+0:01:04.87
38	317	WINKLER Gabor	 HUN.1974.22246	0:06:25.02	38		0:06:25.02	+0:02:35.07
DNS	339	VESENBECKH Adrian	 GER.1979.33219					
MEN Under 21								
1	301	MEIER-SMITH Luke Propain Factory Enduro	 AUS.2002.25147	<u>0:03:37.69</u>	1		0:03:37.69	
2	295	GILCHRIST Ryan	 AUS.2002.36859	0:03:39.85	2		0:03:39.85	+0:00:02.16
3	299	PIERCY Jack Commencal Les Orres Team	 GBR.2004.36927	0:03:40.93	3		0:03:40.93	+0:00:03.24
4	291	ICARDO Alexis Canyon CLLTV Dainese	 FRA.2003.31902	0:03:41.63	4		0:03:41.63	+0:00:03.94
5	296	PEREZ Enzo Tribe Pyrenees Gravity	 FRA.2004.38362	0:03:42.69	5		0:03:42.69	+0:00:05.00
6	288	MEIER SMITH Remy Propain Factory Enduro	 AUS.2004.40508	0:03:43.30	6		0:03:43.30	+0:00:05.61










PRO STAGE RESULTS

Pos	Plate	Name Team	Nat EWS number	Stage 1PRO	Pos	Penalties	Time	Gap
MEN Under 21								
7	297	HANCOCK Emmett	 CAN.2002.37051	0:03:43.56	7		0:03:43.56	+0:00:05.87
8	300	SHERLOCK Seth	 CAN.2002.40432	0:03:44.30	8		0:03:44.30	+0:00:06.61
9	282	VERNHET Axel	 FRA.2002.34183	0:03:45.92	9		0:03:45.92	+0:00:08.23
10	271	FOURCADE Luca Tribe Pyrenees Gravity	 FRA.2003.35944	0:03:47.15	10		0:03:47.15	+0:00:09.46
11	290	BERTINI Lisandru Lapierre Zipp Collective	 FRA.2004.36198	0:03:47.46	11		0:03:47.46	+0:00:09.77
12	281	COPE Daniel	 GBR.2003.36534	0:03:47.70	12		0:03:47.70	+0:00:10.01
13	275	SMRDEL Miha	 SLO.2004.38908	0:03:47.95	13		0:03:47.95	+0:00:10.26
14	293	KAUX Marin Tribe Pyrenees Gravity	 FRA.2002.30383	0:03:48.39	14		0:03:48.39	+0:00:10.70
14	287	LESQUIR Tom Hotlines Nukeproof Racing	 FRA.2003.36215	0:03:48.39	14		0:03:48.39	+0:00:10.70
16	286	JOHNSTON Guy	 NZL.2003.50550	0:03:48.52	16		0:03:48.52	+0:00:10.83
17	279	PIVNICKA Jakub	 CZE.2005.38692	0:03:49.27	17		0:03:49.27	+0:00:11.58
18	298	HELLY Johnathan	 CAN.2003.27147	0:03:49.38	18		0:03:49.38	+0:00:11.69













PRO STAGE RESULTS

Pos	Plate	Name Team	Nat EWS number	Stage 1PRO	Pos	Penalties	Time	Gap
MEN Under 21								
19	277	HEINE Geraud	 BEL.2004.25833	0:03:51.10	19		0:03:51.10	+0:00:13.41
20	294	FAIRBROTHER Matthew	 NZL.2004.35439	0:03:51.52	20		0:03:51.52	+0:00:13.83
21	273	BRACONI Francesco	 ITA.2003.36890	0:03:51.60	21		0:03:51.60	+0:00:13.91
22	278	WAYMAN Alex	 NZL.2004.35117	0:03:51.95	22		0:03:51.95	+0:00:14.26
23	276	HOGLUND Andreas	 SWE.2002.36347	0:03:53.85	23		0:03:53.85	+0:00:16.16
24	260	AUROUX Jules Commencal Les Orres Team	 FRA.2005.53398	0:03:53.96	24		0:03:53.96	+0:00:16.27
25	289	RYYNANEN Tarmo	 FIN.2002.31950	0:03:53.99	25		0:03:53.99	+0:00:16.30
26	285	KLOKOCKA Vojtech	 CZE.2004.36797	0:03:54.41	26		0:03:54.41	+0:00:16.72
27	264	HUTMAN Omer	 ISR.2004.40015	0:03:54.44	27		0:03:54.44	+0:00:16.75
28	248	JOLY Emilien	 FRA.2005.39337	0:03:55.03	28		0:03:55.03	+0:00:17.34
29	280	ESCHLER Lasse	 GER.2005.37539	0:03:55.60	29		0:03:55.60	+0:00:17.91
30	274	BROWN Lewis	 GBR.2002.37821	0:03:55.62	30		0:03:55.62	+0:00:17.93












PRO STAGE RESULTS

Pos	Plate	Name Team	Nat EWS number	Stage 1PRO	Pos	Penalties	Time	Gap
MEN Under 21								
31	242	JOHNSSON Oille	 SWE.2004.39449	0:03:57.03	31		0:03:57.03	+0:00:19.34
32	263	HARROP Zack	 GBR.2003.30354	0:03:57.16	32		0:03:57.16	+0:00:19.47
33	253	GILBERT Mark	 USA.2005.34394	0:03:58.21	33		0:03:58.21	+0:00:20.52
34	255	FIEDLER Zdenek	 CZE.2002.27427	0:03:58.43	34		0:03:58.43	+0:00:20.74
35	266	REIS Nuno	 POR.2003.36760	0:03:58.80	35		0:03:58.80	+0:00:21.11
36	252	LINDBLOM Carter	 USA.2003.27008	0:03:59.03	36		0:03:59.03	+0:00:21.34
37	240	SHPANOF Elad	 ISR.2005.40398	0:04:00.58	37		0:04:00.58	+0:00:22.89
38	292	BRODIE William	 GBR.2004.37689	0:04:01.41	38		0:04:01.41	+0:00:23.72
39	258	SCHLEICHER Valentin RDN Racing	 GER.2002.26946	0:04:03.25	39		0:04:03.25	+0:00:25.56
40	257	CASTELLI Elia	 ITA.2004.39530	0:04:03.99	40		0:04:03.99	+0:00:26.30
41	243	GREEN Lachlan	 AUS.2002.36954	0:04:04.32	41		0:04:04.32	+0:00:26.63
42	269	VAANANEN Erik Edvin	 FIN.2003.33917	0:04:05.00	42		0:04:05.00	+0:00:27.31










PRO STAGE RESULTS

Pos	Plate	Name Team	Nat EWS number	Stage 1PRO	Pos	Penalties	Time	Gap
MEN Under 21								
43	250	DEMARTEAU Colin	 BEL.2003.33889	0:04:05.04	43		0:04:05.04	+0:00:27.35
44	241	CONROY Brendan	 IRL.2004.39139	0:04:05.47	44		0:04:05.47	+0:00:27.78
45	247	MALEVEZ Clement	 BEL.2002.33413	0:04:06.21	45		0:04:06.21	+0:00:28.52
46	270	CLEMENT Liam	 GBR.2004.37661	0:04:06.28	46		0:04:06.28	+0:00:28.59
47	267	FOCKENBERGER Timmy	 AUT.2003.33138	0:04:08.22	47		0:04:08.22	+0:00:30.53
48	262	FUCHS Peter	 GER.2002.33379	0:04:08.45	48		0:04:08.45	+0:00:30.76
49	272	WHITE Ronan	 GBR.2002.36972	0:04:08.75	49		0:04:08.75	+0:00:31.06
50	256	HANZLIK Ondrej	 SVK.2003.39747	0:04:08.85	50		0:04:08.85	+0:00:31.16
51	249	JOLY Enzo	 FRA.2005.39338	0:04:09.51	51		0:04:09.51	+0:00:31.82
52	283	SCHEELE William	 NOR.2003.33415	0:04:10.25	52		0:04:10.25	+0:00:32.56
53	254	ALBER Lennard	 GER.2002.35750	0:04:16.47	53		0:04:16.47	+0:00:38.78
54	244	BESTER Nico	 RSA.2002.39508	0:04:18.12	54		0:04:18.12	+0:00:40.43

PRO STAGE RESULTS

Pos	Plate	Name Team	Nat EWS number	Stage 1PRO	Pos	Penalties	Time	Gap
MEN Under 21								
55	239	HEITMANN Jonathan	 GER.2004.50848	0:04:37.35	55		0:04:37.35	+0:00:59.66
56	246	WEIHING Leon	 GER.2003.33397	0:04:38.55	56		0:04:38.55	+0:01:00.86
57	284	RANDELL Jayden	 GBR.2003.27895	0:04:49.15	57		0:04:49.15	+0:01:11.46
DNS	259	BUENGEN Lars Henrik Swiss Enduro Team by Giant	 SUI.2005.27225					
DNS	265	FORBES Lachie	 AUS.2003.36655					
DNS	261	PLEINDOUX Simeon Hotlines Nukeproof Racing	 FRA.2003.34644					
DNS	268	BARTLETT Jamie	 NZL.2002.29529					
WOMEN								
1	3	COURDURIER Isabeau Lapierre Zipp Collective	 FRA.1994.21731	<u>0:04:08.50</u>	1		0:04:08.50	
2	10	RICHTER Raphaela Ibis Enduro Team	 GER.1997.25746	0:04:09.33	2		0:04:09.33	+0:00:00.83
3	38	LANTHIER NADEAU Andreane Rocky Mountain Race Face	 CAN.1993.21609	0:04:11.86	3		0:04:11.86	+0:00:03.36
4	2	CHARRE Morgane Pivot Factory Racing	 FRA.1990.21958	0:04:15.03	4		0:04:15.03	+0:00:06.53

PRO STAGE RESULTS

Pos	Plate	Name Team	Nat EWS number	Stage 1PRO	Pos	Penalties	Time	Gap
WOMEN								
5	4	HARDEN Harriet Trek Factory Racing	 GBR.2001.22819	0:04:15.14	5		0:04:15.14	+0:00:06.64
6	1	PUGIN Melanie BH Enduro Racing Team	 FRA.1990.21693	0:04:16.59	6		0:04:16.59	+0:00:08.09
7	43	THOMA Ines	 GER.1989.21750	0:04:17.55	7		0:04:17.55	+0:00:09.05
8	5	KOREM Noga GT Factory Racing	 ISR.1991.21660	0:04:18.39	8		0:04:18.39	+0:00:09.89
9	212	BUREK Katarzyna	 POL.1993.23240	0:04:18.79	9		0:04:18.79	+0:00:10.29
10	56	HOLL Valentina RockShox Trek Race Team	 AUT.2001.39135	0:04:18.90	10		0:04:18.90	+0:00:10.40
11	54	ESPINEIRA HERREROS Florenia Orbea FOX Enduro Team	 CHI.1992.22941	0:04:20.28	11		0:04:20.28	+0:00:11.78
12	7	BARAONA Rebecca Yeti / Fox Factory Team	 GBR.1993.21715	0:04:20.63	12		0:04:20.63	+0:00:12.13
13	40	STONE Jessica	 GBR.1990.32154	0:04:20.70	13		0:04:20.70	+0:00:12.20
14	49	BRUCHLE Veronika Cube Action Team	 GER.1995.22726	0:04:20.95	14		0:04:20.95	+0:00:12.45
15	44	PRUDKOVA Barbora	 CZE.1996.38768	0:04:21.96	15		0:04:21.96	+0:00:13.46











PRO STAGE RESULTS

Pos	Plate	Name Team	Nat EWS number	Stage 1PRO	Pos	Penalties	Time	Gap
WOMEN								
16	39	SCARSI Gloria Canyon CLLTV Dainese	 ITA.2000.36425	0:04:22.75	16		0:04:22.75	+0:00:14.25
17	42	COOK Becky	 GBR.1986.21664	0:04:25.36	17		0:04:25.36	+0:00:16.86
18	206	ELLE COSTA Nadine Abetone FullOut Gravity	 ITA.1999.25437	0:04:26.48	18		0:04:26.48	+0:00:17.98
19	203	HENDERSON Polly	 GBR.2001.22368	0:04:27.65	19		0:04:27.65	+0:00:19.15
20	45	JONNIER Morgane Rossignol Factory Team	 FRA.1990.22559	0:04:29.75	20		0:04:29.75	+0:00:21.25
21	204	TAYLOR Chloe	 GBR.1998.23462	0:04:30.65	21		0:04:30.65	+0:00:22.15
22	209	DUVERT Julie Theory Racing p/b ProBikeKit	 FRA.1996.21719	0:04:30.83	22		0:04:30.83	+0:00:22.33
23	217	YUSTO SANCHEZ Sara	 ESP.2000.39157	0:04:31.98	23		0:04:31.98	+0:00:23.48
24	208	MORRISON Amy	 USA.1989.22252	0:04:31.99	24		0:04:31.99	+0:00:23.49
25	52	GEHRIG Carolin Norco Factory Team	 SUI.1987.21665	0:04:32.43	25		0:04:32.43	+0:00:23.93
26	46	BAUMANN Lisa Commencal Les Orres Team	 SUI.2001.37332	0:04:32.81	26		0:04:32.81	+0:00:24.31
27	53	SCHICK Lucy Norco Factory Team	 CAN.2000.23447	0:04:33.27	27		0:04:33.27	+0:00:24.77

PRO STAGE RESULTS

Pos	Plate	Name Team	Nat EWS number	Stage 1PRO	Pos	Penalties	Time	Gap
WOMEN								
28	205	BATTISTA Laura	 AUS.1988.22132	0:04:34.30	28		0:04:34.30	+0:00:25.80
29	213	NEWKIRK Anna	 USA.2001.25192	0:04:34.83	29		0:04:34.83	+0:00:26.33
30	50	WIEDENROTH Sofia Specialized Racing	 GER.1995.24544	0:04:36.90	30		0:04:36.90	+0:00:28.40
31	41	MORRISON Rae Liv Racing	 NZL.1989.21630	0:04:38.30	31		0:04:38.30	+0:00:29.80
32	222	SAVELLI Irene	 ITA.1992.22163	0:04:40.50	32		0:04:40.50	+0:00:32.00
33	210	RUTZ Lea Salome	 SUI.1995.33389	0:04:42.07	33		0:04:42.07	+0:00:33.57
34	211	JOLIDON Sidonie	 SUI.1987.31073	0:04:42.95	34		0:04:42.95	+0:00:34.45
35	220	DILLON Sian	 GBR.1994.35457	0:04:43.70	35		0:04:43.70	+0:00:35.20
36	51	GEHRIG Anita Norco Factory Team	 SUI.1987.21718	0:04:45.31	36		0:04:45.31	+0:00:36.81
37	47	LAWRENCE Kate Yeti / Fox Factory Team	 USA.1998.27745	0:04:45.76	37		0:04:45.76	+0:00:37.26
38	55	STEINTHALER Hanna Cube Action Team	 AUT.1997.40424	0:04:45.88	38		0:04:45.88	+0:00:37.38
39	226	LONG Julia	 CAN.1999.22029	0:04:47.98	39		0:04:47.98	+0:00:39.48


PRO STAGE RESULTS

Pos	Plate	Name Team	Nat EWS number	Stage 1PRO	Pos	Penalties	Time	Gap
WOMEN								
40	216	JOHNSEN Jonna	 DEN.1992.27207	0:04:49.25	40		0:04:49.25	+0:00:40.75
41	215	HOVORKA Anja	 SUI.1989.37532	0:04:49.97	41		0:04:49.97	+0:00:41.47
42	224	MCKIRDY Angeline	 CAN.1992.23461	0:04:52.05	42		0:04:52.05	+0:00:43.55
43	219	RING Filippa	 SWE.1990.39267	0:04:53.48	43		0:04:53.48	+0:00:44.98
44	214	DAVIDSSON Elina	 SWE.2001.38290	0:04:53.98	44		0:04:53.98	+0:00:45.48
45	225	REY Charlotte Tribe Pyrenees Gravity	 FRA.2000.31025	0:04:58.53	45		0:04:58.53	+0:00:50.03
46	218	MASIP IBANEZ Ares	 ESP.1995.36074	0:05:10.10	46		0:05:10.10	+0:01:01.60
47	221	JENSEN Kaia	 USA.2000.26157	0:05:28.28	47		0:05:28.28	+0:01:19.78
DNS	223	MARCELLINI Alia Fulgur Factory Team Valdinievole	 ITA.1991.25182					
DNS	348	HOGIE Abigail	 USA.1998.35802					

PRO STAGE RESULTS

Pos	Plate	Name Team	Nat EWS number	Stage 1PRO	Pos	Penalties	Time	Gap
WOMEN Master 35+								
1	233	NESTLEROVA Fejola Stepanka	 CZE.1985.21761	0:04:31.02	1		0:04:31.02	
2	232	PAULIN Louise Margareta Ibis Enduro Team	 SWE.1978.21619	0:04:36.65	2		0:04:36.65	+0:00:05.63
3	229	NEWELL Melissa	 NZL.1979.21458	0:04:51.29	3		0:04:51.29	+0:00:20.27
4	228	CONTENTOANGELL Kristine	 USA.1979.33608	0:05:06.63	4		0:05:06.63	+0:00:35.61
5	227	MCCONNELOUG Mary	 USA.1971.22390	0:05:20.70	5		0:05:20.70	+0:00:49.68
6	230	FILBY Maxine	 GBR.1980.36076	0:05:35.25	6		0:05:35.25	+0:01:04.23
7	231	THOMSEN Sandra Bohn	 DEN.1983.33584	0:11:22.18	7		0:11:22.18	+0:06:51.16
WOMEN Under 21								
1	237	RIVA Sophie	 ITA.2003.33949	0:04:36.22	1		0:04:36.22	
2	238	LAN Emmy Norco Factory Team	 CAN.2004.33463	0:04:37.48	2		0:04:37.48	+0:00:01.26
3	234	MUIRHEAD Kalani	 NZL.2003.40226	0:04:45.54	3		0:04:45.54	+0:00:09.32

PRO STAGE RESULTS

Pos	Plate	Name Team	Nat EWS number	Stage 1PRO	Pos	Penalties	Time	Gap
WOMEN Under 21								
4	236	BOUCHER Lily	 CAN.2004.40222	0:04:47.28	4		0:04:47.28	+0:00:11.06

Statistics

Entries / Nations	Finished	DNF	DSQ	DNS	Weather	Temperature	Distance	Elevation
333 / 31	319	1	0	13				

DNF: did not finish · DNS: did not start · DSQ: disqualified