
























RESULTS OVERALL

Pos	Plate	Name Team	Nat EWS number	Stage 1PRO Stage 5	Pos Pos	Stage 2	Pos	Stage 3Q	Pos	Stage 4	Pos	Penalties	Time	Gap
MEN														
1	3	MELAMED Jesse Rocky Mountain Race Face	 CAN.1992.21596	0:13:03.59 0:12:14.40	1 7	0:06:13.74	2	0:04:03.65	2	0:02:20.52	1		0:37:55.90	
2	2	RUDE JR Richard Yeti / Fox Factory Team	 USA.1995.21739	0:13:14.37 0:12:12.54	3 4	0:06:12.13	1	0:04:03.45	1	0:02:28.34	29		0:38:10.83	+0:00:14.93
3	1	MOIR Jack Canyon Collective	 AUS.1994.33430	0:13:12.27 0:12:05.82	2 2	0:06:20.15	5	0:04:09.75	16	0:02:23.93	8		0:38:11.92	+0:00:16.02
4	23	MASTERS Edward Pivot Factory Racing	 NZL.1989.22590	0:13:22.81 0:12:04.34	5 1	0:06:16.74	4	0:04:08.31	8	0:02:25.55	16		0:38:17.75	+0:00:21.85
5	11	LUKASIK Slawomir Canyon CLLTV Dainese	 POL.1993.24876	0:13:22.95 0:12:12.88	6 5	0:06:14.84	3	0:04:06.07	4	0:02:23.68	6		0:38:20.42	+0:00:24.52
6	10	WALKER Matthew Pivot Factory Racing	 NZL.1990.21846	0:13:25.59 0:12:13.38	9 6	0:06:20.29	6	0:04:11.56	19	0:02:26.68	21		0:38:37.50	+0:00:41.60
7	25	VERNER Rhys Forbidden Synthesis	 CAN.1997.22407	0:13:24.59 0:12:14.72	8 8	0:06:31.64	21	0:04:12.00	22	0:02:30.37	51		0:38:53.32	+0:00:57.42
8	24	LUCAS Cole Ibis Enduro Team	 NZL.1998.23013	0:13:24.39 0:12:31.97	7 20	0:06:23.51	9	0:04:10.29	18	0:02:25.32	13		0:38:55.48	+0:00:59.58
9	14	DENIAUD Youn Giant Factory Off-Road	 FRA.1996.22994	0:13:31.67 0:12:24.00	10 11	0:06:33.45	26	0:04:07.02	5	0:02:26.10	18		0:39:02.24	+0:01:06.34
10	16	MURRAY Charles Specialized Racing	 NZL.1996.22752	0:13:39.54 0:12:29.35	12 17	0:06:27.78	15	0:04:09.29	13	0:02:27.28	23		0:39:13.24	+0:01:17.34
11	31	MENZIES Jack	 CAN.2001.22519	0:13:20.61 0:12:54.89	4 46	0:06:25.40	14	0:04:08.00	7	0:02:26.50	20		0:39:15.40	+0:01:19.50
12	6	TORDO Dimitri Canyon Collective	 FRA.1993.21764	0:13:42.85 0:12:34.27	14 23	0:06:31.44	19	0:04:11.86	21	0:02:25.27	12		0:39:25.69	+0:01:29.79












RESULTS OVERALL

Pos	Plate	Name Team	Nat EWS number	Stage 1PRO Stage 5	Pos Pos	Stage 2	Pos	Stage 3Q	Pos	Stage 4	Pos	Penalties	Time	Gap
MEN														
13	13	MAES Martin Orbea FOX Enduro Team	 BEL.1997.21636	0:14:03.80 0:12:31.78	38 19	0:06:22.07	8	0:04:05.23	3	0:02:23.01	4		0:39:25.89	+0:01:29.99
14	62	PIGEON Hugo Scott SR Suntour Enduro Team	 FRA.1996.23507	0:14:17.43 0:12:11.00	50 3	0:06:25.09	13	0:04:09.00	11	0:02:25.35	14		0:39:27.87	+0:01:31.97
15	59	PERSAK Vid Orbea FOX Enduro Team	 SLO.1996.22810	0:13:46.75 0:12:29.12	18 16	0:06:31.50	20	0:04:17.59	41	0:02:23.90	7		0:39:28.86	+0:01:32.96
16	78	LUTHI Patrick	 SUI.1992.22607	0:13:47.90 0:12:37.27	19 27	0:06:24.27	12	0:04:12.40	24	0:02:27.20	22		0:39:29.04	+0:01:33.14
17	80	SECONDI Nathan Fulgur Factory Team Valdinievole	 FRA.1999.22133	0:13:51.50 0:12:31.57	25 18	0:06:32.95	24	0:04:09.45	14	0:02:24.00	10		0:39:29.47	+0:01:33.57
18	56	LARBEYOU Guillaume Commencal Enduro Project	 FRA.1994.25575	0:13:36.67 0:12:26.85	11 13	0:06:41.32	44	0:04:11.77	20	0:02:33.27	77		0:39:29.88	+0:01:33.98
19	27	TEXTOR Christian Team BULLS	 GER.1990.22845	0:13:44.14 0:12:26.13	15 12	0:06:35.90	33	0:04:14.57	33	0:02:29.60	41		0:39:30.34	+0:01:34.44
20	61	JEANDEL Louis Commencal Enduro Project	 FRA.1998.22140	0:13:55.49 0:12:42.21	29 32	0:06:23.77	10	0:04:08.71	9	0:02:22.00	3		0:39:32.18	+0:01:36.28
21	38	GAUVIN Remi Rocky Mountain Race Face	 CAN.1992.21624	0:13:49.75 0:12:28.73	21 15	0:06:33.38	25	0:04:14.75	35	0:02:27.31	24		0:39:33.92	+0:01:38.02
22	55	RUDEAU Alex Commencal Enduro Project	 FRA.1996.25071	0:14:08.65 0:12:35.08	41 24	0:06:21.94	7	0:04:09.92	17	0:02:24.26	11		0:39:39.85	+0:01:43.95
23	7	JOHANSEN Zakarias Ibis Enduro Team	 SWE.1992.21863	0:13:45.17 0:12:42.98	16 33	0:06:30.66	17	0:04:13.50	27	0:02:29.35	40		0:39:41.66	+0:01:45.76












RESULTS OVERALL

Pos	Plate	Name Team	Nat EWS number	Stage 1PRO Stage 5	Pos Pos	Stage 2	Pos	Stage 3Q	Pos	Stage 4	Pos	Penalties	Time	Gap
MEN														
24	18	VIDAL Antoine Commencal Les Orres Team	 FRA.2001.25035	0:13:48.41 0:12:33.70	20 21	0:06:32.82	23	0:04:12.65	25	0:02:35.55	101		0:39:43.13	+0:01:47.23
25	26	CALLAGHAN Gregory Devinci Global Racing	 IRL.1991.21827	0:13:52.26 0:12:48.31	26 37	0:06:28.73	16	0:04:12.12	23	0:02:23.96	9		0:39:45.38	+0:01:49.48
26	22	BOOKER Daniel Nukeproof SRAM Factory Racing	 AUS.1997.25378	0:13:54.59 0:12:33.77	28 22	0:06:35.00	29	0:04:13.44	26	0:02:29.77	42		0:39:46.57	+0:01:50.67
27	66	STONE Brady Polygon Factory Racing	 NZL.2000.23119	0:13:59.01 0:12:21.49	33 9	0:06:38.05	40	0:04:18.58	45	0:02:30.17	46		0:39:47.30	+0:01:51.40
28	57	STUTTARD Mathew Polygon Factory Racing	 GBR.1993.21661	0:13:51.03 0:12:28.08	24 14	0:06:40.88	43	0:04:20.83	54	0:02:29.79	43		0:39:50.61	+0:01:54.71
29	71	HILL Samuel Nukeproof SRAM Factory Racing	 AUS.1985.21775	0:13:40.99 0:12:35.57	13 25	0:06:48.17	61	0:04:16.30	39	0:02:30.77	53		0:39:51.80	+0:01:55.90
30	79	WALL Evan Devinci Global Racing	 CAN.1999.23531	0:13:50.22 0:12:38.87	22 29	0:06:43.72	49	0:04:13.78	28	0:02:27.32	25		0:39:53.91	+0:01:58.01
31	73	PAULHAN Romain Santa Cruz X SRAM	 FRA.1988.22706	0:13:55.55 0:12:46.81	30 36	0:06:40.52	41	0:04:18.12	42	0:02:26.37	19		0:40:07.37	+0:02:11.47
32	21	GRAHAM Innes Nukeproof SRAM Factory Racing	 GBR.1996.35188	0:13:52.81 0:13:03.32	27 57	0:06:37.96	39	0:04:09.00	11	0:02:28.60	32		0:40:11.69	+0:02:15.79
33	58	GARAY TAMAYO Iago Santa Cruz X SRAM	 ESP.1991.21707	0:14:03.32 0:12:48.83	37 38	0:06:35.93	34	0:04:18.22	43	0:02:28.63	33		0:40:14.93	+0:02:19.03
34	77	ROPELATO Mitch Cannondale Enduro	 USA.1992.22734	0:14:23.94 0:12:36.16	59 26	0:06:35.88	32	0:04:14.25	31	0:02:27.82	27		0:40:18.05	+0:02:22.15

RESULTS OVERALL

Pos	Plate	Name Team	Nat EWS number	Stage 1PRO Stage 5	Pos Pos	Stage 2	Pos	Stage 3Q	Pos	Stage 4	Pos	Penalties	Time	Gap
MEN														
35	82	BURNS CONTRERAS Pedro Trek Factory Racing	 CHI.1997.21729	0:13:55.60 0:12:45.59	31 34	0:06:44.98	55	0:04:21.42	60	0:02:34.35	87		0:40:21.94	+0:02:26.04
36	85	DE VOCHT Bart	 BEL.1992.23075	0:14:09.49 0:12:55.83	43 47	0:06:36.98	37	0:04:14.72	34	0:02:27.55	26		0:40:24.57	+0:02:28.67
37	35	SCOTT Mark Santa Cruz X SRAM	 GBR.1993.21714	0:14:15.16 0:12:53.93	47 44	0:06:34.05	28	0:04:14.56	32	0:02:28.15	28		0:40:25.85	+0:02:29.95
38	151	STONIG Matthias	 AUT.1989.21580	0:14:00.99 0:12:39.76	35 30	0:06:49.05	66	0:04:23.06	67	0:02:34.02	83		0:40:26.88	+0:02:30.98
39	15	HEAP Elliott Nukeproof SRAM Factory Racing	 GBR.1998.21783	0:13:46.55 0:13:08.16	17 63	0:06:42.07	47	0:04:22.19	63	0:02:28.48	30		0:40:27.45	+0:02:31.55
40	112	JAMIESON Elliot Norco Factory Team	 CAN.2001.22028	0:14:05.86 0:12:40.97	39 31	0:06:48.57	63	0:04:22.75	65	0:02:30.27	48		0:40:28.42	+0:02:32.52
41	97	HEINIGER Nils	 NZL.1999.25218	0:14:01.70 0:12:49.83	36 40	0:06:44.75	54	0:04:21.80	62	0:02:31.42	60		0:40:29.50	+0:02:33.60
42	84	MORGAN Myles	 USA.2001.24399	0:13:57.39 0:12:49.35	32 39	0:06:47.31	59	0:04:21.22	56	0:02:35.15	95		0:40:30.42	+0:02:34.52
43	65	BLAIR Lachlan Orange Factory Racing	 GBR.1995.21426	0:13:51.00 0:12:52.29	23 41	0:06:49.08	67	0:04:27.15	87	0:02:31.10	55		0:40:30.62	+0:02:34.72
44	339	FRESQUET Axel Tribe Pyrenees Gravity	 FRA.1998.23081	0:14:10.31 0:12:45.62	44 35	0:06:43.82	51	0:04:23.32	70	0:02:31.02	54		0:40:34.09	+0:02:38.19
45	36	WATSON Corey Nukeproof SRAM Factory Racing	 GBR.1999.35483	0:13:59.85 0:12:58.69	34 51	0:06:42.05	46	0:04:20.18	48	0:02:33.58	80		0:40:34.35	+0:02:38.45

RESULTS OVERALL

Pos	Plate	Name Team	Nat EWS number	Stage 1PRO Stage 5	Pos Pos	Stage 2	Pos	Stage 3Q	Pos	Stage 4	Pos	Penalties	Time	Gap
MEN														
46	64	FRANCK Gilles	 BEL.2000.22291	0:14:10.63 0:13:07.22	46 60	0:06:35.96	35	0:04:16.15	38	0:02:28.50	31		0:40:38.46	+0:02:42.56
47	63	KANGAS Oliwer	 SWE.1992.33903	0:14:35.63 0:12:57.10	71 48	0:06:31.67	22	0:04:09.62	15	0:02:25.43	15		0:40:39.45	+0:02:43.55
48	29	VEZINA Mckay Giant Factory Off-Road	 CAN.1995.21632	0:14:16.93 0:13:09.67	48 65	0:06:36.40	36	0:04:14.10	29	0:02:25.72	17		0:40:42.82	+0:02:46.92
49	150	IENZER Emeric Scott SR Suntour Enduro Team	 FRA.1999.31862	0:14:17.34 0:13:07.79	49 61	0:06:35.65	31	0:04:20.69	53	0:02:31.16	56		0:40:52.63	+0:02:56.73
50	34	STORR Alex Forbidden Synthesis	 GBR.2001.31009	0:14:19.35 0:12:54.23	54 45	0:06:52.82	78	0:04:20.37	50	0:02:31.65	62		0:40:58.42	+0:03:02.52
51	120	BRATSCHI Tim	 SUI.1988.23005	0:14:20.26 0:12:53.48	56 42	0:06:52.57	75	0:04:20.48	52	0:02:32.46	71		0:40:59.25	+0:03:03.35
52	74	WARNET Manu	 NED.2001.26267	0:14:10.48 0:13:07.97	45 62	0:06:48.60	64	0:04:23.22	68	0:02:32.75	73		0:41:03.02	+0:03:07.12
53	32	CAMOIN Francescu Specialized Racing	 FRA.2001.23545	0:14:41.35 0:13:00.13	83 53	0:06:37.37	38	0:04:15.97	37	0:02:30.16	45		0:41:04.98	+0:03:09.08
54	116	JANSER Robin Swiss Enduro Team by Giant	 SUI.2000.25837	0:14:29.34 0:12:57.49	63 49	0:06:45.23	56	0:04:22.49	64	0:02:31.37	59		0:41:05.92	+0:03:10.02
55	159	LARSSON Adam	 SWE.2000.30837	0:14:22.26 0:12:53.81	58 43	0:06:54.55	86	0:04:26.00	80	0:02:31.70	64		0:41:08.32	+0:03:12.42
56	87	TEJCHMAN Premek	 CZE.1988.22389	0:14:26.55 0:13:02.55	62 56	0:06:40.65	42	0:04:27.04	86	0:02:32.25	67		0:41:09.04	+0:03:13.14

RESULTS OVERALL

Pos	Plate	Name Team	Nat EWS number	Stage 1PRO Stage 5	Pos Pos	Stage 2	Pos	Stage 3Q	Pos	Stage 4	Pos	Penalties	Time	Gap
MEN														
57	117	KNAPEC Martin	 SVK.1994.26017	0:14:39.28 0:13:00.23	79 55	0:06:44.45	52	0:04:21.31	57	0:02:28.87	36		0:41:14.14	+0:03:18.24
58	99	FAGERBERG Philip	 SWE.1996.25802	0:14:07.15 0:13:09.58	40 64	0:07:00.79	105	0:04:20.35	49	0:02:37.47	124		0:41:15.34	+0:03:19.44
59	69	KRASNY Carter	 CAN.1999.22027	0:14:24.47 0:13:19.44	61 74	0:06:41.41	45	0:04:21.40	59	0:02:31.82	65		0:41:18.54	+0:03:22.64
60	184	CROZ Romain	 FRA.1996.37161	0:14:19.66 0:13:15.97	55 70	0:06:44.67	53	0:04:23.23	69	0:02:35.87	107		0:41:19.40	+0:03:23.50
61	92	CARROLL Gavin	 IRL.1993.35848	0:14:18.29 0:13:11.79	51 66	0:06:56.22	91	0:04:28.77	98	0:02:33.22	75		0:41:28.29	+0:03:32.39
62	100	GALY Theo Sunn French Connexion By Alpe D'Huez	 FRA.1990.21691	0:14:36.85 0:13:13.72	74 67	0:06:50.65	70	0:04:21.46	61	0:02:31.67	63		0:41:34.35	+0:03:38.45
63	111	TOOKE Jacob	 CAN.1999.22078	0:14:19.20 0:13:06.20	53 59	0:07:04.95	117	0:04:28.12	95	0:02:35.96	108		0:41:34.43	+0:03:38.53
64	105	PROCHYRA Jordan	 AUS.1994.21674	0:14:32.26 0:13:04.90	65 58	0:06:57.77	96	0:04:27.55	91	0:02:34.50	89		0:41:36.98	+0:03:41.08
65	53	CONNELL Joseph Orange Factory Racing	 GBR.1994.21745	0:14:44.28 0:13:34.63	89 85	0:06:35.21	30	0:04:18.50	44	0:02:28.81	35		0:41:41.43	+0:03:45.53
66	153	PETER Stefan	 SUI.1992.23004	0:14:35.42 0:13:21.86	69 75	0:06:51.78	71	0:04:25.32	77	0:02:30.28	49		0:41:44.66	+0:03:48.76
67	83	SMITH Joseph	 GBR.1990.37383	0:14:35.86 0:13:36.31	72 89	0:06:43.77	50	0:04:19.98	46	0:02:28.75	34		0:41:44.67	+0:03:48.77

RESULTS OVERALL

Pos	Plate	Name Team	Nat EWS number	Stage 1PRO Stage 5	Pos Pos	Stage 2	Pos	Stage 3Q	Pos	Stage 4	Pos	Penalties	Time	Gap
MEN														
68	193	LEBERT Alexis	 FRA.1993.22060	0:14:36.13 0:13:18.05	73 72	0:06:52.50	73	0:04:27.19	89	0:02:31.25	57		0:41:45.12	+0:03:49.22
69	101	FRANCARDO Tommaso	 ITA.1997.22813	0:15:32.34 0:12:37.71	130 28	0:06:48.23	62	0:04:20.45	51	0:02:31.28	58		0:41:50.01	+0:03:54.11
70	81	BLAHA Vojtech	 CZE.1999.22684	0:14:39.83 0:13:34.35	80 84	0:06:49.10	68	0:04:16.79	40	0:02:30.45	52		0:41:50.52	+0:03:54.62
71	123	RONZON Erwin	 ITA.1997.21868	0:14:37.43 0:13:22.60	75 76	0:06:56.83	94	0:04:21.35	58	0:02:32.77	74		0:41:50.98	+0:03:55.08
72	137	MIHALKOVITS Peter	 AUT.1993.23608	0:14:37.52 0:13:14.28	76 68	0:06:58.29	98	0:04:26.75	83	0:02:35.54	100		0:41:52.38	+0:03:56.48
73	107	HEBERT Ambroise	 FRA.1993.21934	0:14:41.97 0:13:25.37	84 79	0:06:52.77	77	0:04:30.10	105	0:02:34.66	91		0:42:04.87	+0:04:08.97
74	96	SCOTT Riley	 GBR.2000.38625	0:14:44.82 0:13:25.08	90 78	0:06:56.36	92	0:04:28.02	94	0:02:32.30	68		0:42:06.58	+0:04:10.68
75	171	LAMBERT Pierre Hotlines Nukeproof Racing	 FRA.1999.36939	0:14:38.49 0:13:35.28	78 87	0:06:56.21	90	0:04:25.95	79	0:02:32.30	68		0:42:08.23	+0:04:12.33
76	157	HANOUX Simon	 FRA.1992.37311	0:14:50.73 0:13:28.05	97 80	0:06:50.12	69	0:04:25.22	74	0:02:36.25	110		0:42:10.37	+0:04:14.47
77	75	BOX Archie	 GBR.1998.23201	0:14:47.27 0:13:35.51	93 88	0:06:52.54	74	0:04:25.27	76	0:02:35.36	98		0:42:15.95	+0:04:20.05
78	114	PFEIL Max	 GER.1998.27442	0:14:47.24 0:13:33.62	92 83	0:06:49.01	65	0:04:26.90	85	0:02:39.67	139		0:42:16.44	+0:04:20.54
79	115	BERNET Jonas	 SUI.1994.33390	0:14:55.86 0:13:24.95	101 77	0:06:54.46	85	0:04:27.55	91	0:02:34.25	85		0:42:17.07	+0:04:21.17

RESULTS OVERALL

Pos	Plate	Name Team	Nat EWS number	Stage 1PRO Stage 5	Pos Pos	Stage 2	Pos	Stage 3Q	Pos	Stage 4	Pos	Penalties	Time	Gap
MEN														
80	106	ESCUDIER Thomas	 FRA.1991.21945	0:14:40.73 0:13:40.92	82 93	0:06:57.77	96	0:04:24.43	72	0:02:33.33	78		0:42:17.18	+0:04:21.28
81	104	HAMILTON Connor	 NZL.1996.24882	0:14:34.38 0:13:42.67	67 94	0:07:03.48	116	0:04:27.92	93	0:02:36.28	111		0:42:24.73	+0:04:28.83
82	176	SZYMCZUK Lukasz	 POL.1995.23313	0:14:47.06 0:13:47.62	91 101	0:06:53.43	81	0:04:27.48	90	0:02:29.83	44		0:42:25.42	+0:04:29.52
83	140	BAILLIF Florent	 SUI.1998.32580	0:14:40.37 0:13:17.18	81 71	0:07:16.50	143	0:04:31.71	110	0:02:40.59	142		0:42:26.35	+0:04:30.45
84	154	MUELLER Igor	 SUI.1996.22665	0:14:58.64 0:13:19.16	105 73	0:07:03.42	115	0:04:33.13	121	0:02:40.37	141		0:42:34.72	+0:04:38.82
85	132	SCHWENK Robert	 GER.1994.23041	0:14:50.93 0:13:43.90	99 96	0:06:57.10	95	0:04:28.87	99	0:02:36.10	109		0:42:36.90	+0:04:41.00
86	89	HUTCHENS Chris	 GBR.1989.22999	0:14:57.56 0:13:48.85	103 103	0:06:53.84	84	0:04:26.17	82	0:02:37.45	123		0:42:43.87	+0:04:47.97
87	131	SWANBECK Daniel	 SWE.1990.32435	0:15:22.96 0:13:30.87	121 81	0:06:51.85	72	0:04:25.23	75	0:02:36.32	112		0:42:47.23	+0:04:51.33
88	60	MCBAIN Calum	 GBR.1998.33913	0:15:52.89 0:13:00.21	142 54	0:07:11.04	138	0:04:14.18	30	0:02:29.30	39		0:42:47.62	+0:04:51.72
89	95	HAMMOND Chubbie	 GBR.1996.37418	0:14:37.82 0:13:45.50	77 99	0:07:08.87	133	0:04:39.74	145	0:02:35.77	106		0:42:47.70	+0:04:51.80
90	28	GALLAGHER Christopher	 GBR.1993.23014	0:14:35.51 0:14:27.26	70 133	0:06:52.67	76	0:04:23.64	71	0:02:30.23	47		0:42:49.31	+0:04:53.41
91	119	LINDNER Kevin	 GER.1991.39104	0:14:43.46 0:13:45.06	87 98	0:07:09.05	135	0:04:37.06	139	0:02:35.35	97		0:42:49.98	+0:04:54.08

RESULTS OVERALL

Pos	Plate	Name Team	Nat EWS number	Stage 1PRO Stage 5	Pos Pos	Stage 2	Pos	Stage 3Q	Pos	Stage 4	Pos	Penalties	Time	Gap
MEN														
92	156	RENZ Daniel	 GER.1996.26028	0:14:50.74 0:13:54.42	98 112	0:06:56.77	93	0:04:33.55	126	0:02:34.53	90		0:42:50.01	+0:04:54.11
93	133	MAGGS David	 AUS.1996.23408	0:14:49.40 0:13:32.71	95 82	0:07:10.88	137	0:04:36.90	138	0:02:43.18	150		0:42:53.07	+0:04:57.17
94	169	WALSH Sam	 AUS.2000.24527	0:14:49.69 0:13:48.81	96 102	0:07:05.73	120	0:04:32.60	114	0:02:37.38	119		0:42:54.21	+0:04:58.31
95	158	DALPIAN Davide	 ITA.1997.21865	0:15:06.95 0:13:36.32	110 90	0:07:00.60	104	0:04:33.13	121	0:02:37.62	125		0:42:54.62	+0:04:58.72
96	118	KARDINAR Petrik	 GER.1989.36539	0:14:59.03 0:13:43.51	106 95	0:07:08.53	131	0:04:32.19	113	0:02:33.37	79		0:42:56.63	+0:05:00.73
97	182	SCHEMMELE Daniel	 AUT.1997.22809	0:14:48.74 0:13:52.13	94 108	0:07:08.00	129	0:04:34.00	130	0:02:33.96	82		0:42:56.83	+0:05:00.93
98	88	WILSON Thomas Orange Factory Racing	 GBR.2000.22553	0:14:42.00 0:13:51.40	85 107	0:07:13.20	139	0:04:33.79	128	0:02:37.15	117		0:42:57.54	+0:05:01.64
99	170	PERISSE Elouan Hotlines Nukeproof Racing	 FRA.2001.34083	0:15:43.02 0:13:15.78	136 69	0:06:58.80	100	0:04:28.57	97	0:02:34.72	92		0:43:00.89	+0:05:04.99
100	30	EBDON Jake	 GBR.2001.32703	0:15:32.78 0:13:52.88	131 111	0:06:46.30	57	0:04:20.15	47	0:02:28.92	38		0:43:01.03	+0:05:05.13
101	174	MARI MARI Mariano	 ESP.1997.22453	0:15:08.32 0:13:49.17	112 105	0:07:02.41	113	0:04:27.17	88	0:02:39.26	137		0:43:06.33	+0:05:10.43
102	103	CAVAYE Andrew	 AUS.1996.24678	0:16:34.21 0:12:59.58	151 52	0:06:46.37	58	0:04:15.44	36	0:02:32.00	66		0:43:07.60	+0:05:11.70
103	175	LEONHARDT Konstantin	 GER.1996.35481	0:15:06.37 0:13:52.83	109 110	0:06:53.08	80	0:04:29.25	101	0:02:46.27	153		0:43:07.80	+0:05:11.90

RESULTS OVERALL

Pos	Plate	Name Team	Nat EWS number	Stage 1PRO Stage 5	Pos Pos	Stage 2	Pos	Stage 3Q	Pos	Stage 4	Pos	Penalties	Time	Gap
MEN														
104	130	DERKUM Christian RAAW // Levelnine Gravity	 GER.1991.23043	0:14:42.41 0:14:01.53	86 120	0:07:07.90	128	0:04:38.06	142	0:02:39.54	138		0:43:09.44	+0:05:13.54
105	126	BERRY Matthew	 NZL.2000.23138	0:15:31.68 0:13:36.77	129 91	0:06:54.65	87	0:04:29.36	102	0:02:37.69	126		0:43:10.15	+0:05:14.25
106	94	JENSEN Henrik	 GBR.1998.25933	0:14:59.66 0:14:13.43	107 128	0:06:58.36	99	0:04:26.85	84	0:02:35.50	99		0:43:13.80	+0:05:17.90
107	98	OMDAL Oskar	 NOR.2000.32277	0:14:24.30 0:14:01.86	60 121	0:07:32.30	154	0:04:34.23	132	0:02:41.96	147		0:43:14.65	+0:05:18.75
108	67	NOBLE Josh	 GBR.2001.25619	0:14:56.21 0:14:23.24	102 131	0:06:53.75	83	0:04:25.58	78	0:02:36.85	116		0:43:15.63	+0:05:19.73
109	86	HURLEY Joshua	 GBR.1995.27543	0:15:18.88 0:13:59.43	116 118	0:06:55.65	89	0:04:32.87	118	0:02:38.05	129		0:43:24.88	+0:05:28.98
110	180	LINDA Jakub	 SVK.1996.36967	0:15:12.53 0:14:08.13	113 123	0:07:01.22	109	0:04:33.17	124	0:02:36.78	115		0:43:31.83	+0:05:35.93
111	195	PAREDES MORENO Jose	 CHI.2001.23001	0:15:17.28 0:13:59.86	115 119	0:07:06.30	122	0:04:32.05	112	0:02:37.40	121		0:43:32.89	+0:05:36.99
112	122	LAMBERT Louis Hotlines Nukeproof Racing	 FRA.1999.37231	0:15:12.92 0:14:26.65	114 132	0:07:01.06	106	0:04:25.08	73	0:02:32.43	70		0:43:38.14	+0:05:42.24
113	161	HASSFELD Joel	 GER.1998.33907	0:14:55.60 0:14:02.76	100 122	0:07:35.50	155	0:04:33.15	123	0:02:35.27	96		0:43:42.28	+0:05:46.38
114	124	RYAN Cameron	 AUS.1995.23609	0:15:30.25 0:13:44.94	126 97	0:07:07.87	127	0:04:41.85	149	0:02:37.97	128		0:43:42.88	+0:05:46.98
115	163	IVARTNIK David	 SLO.1999.21542	0:15:22.93 0:14:11.53	120 126	0:07:01.67	110	0:04:31.46	109	0:02:38.38	131		0:43:45.97	+0:05:50.07












RESULTS OVERALL

Pos	Plate	Name Team	Nat EWS number	Stage 1PRO Stage 5	Pos Pos	Stage 2	Pos	Stage 3Q	Pos	Stage 4	Pos	Penalties	Time	Gap
MEN														
116	177	FURLANI Gianluca	 ITA.1999.39383	0:15:21.46 0:13:47.15	117 100	0:07:18.45	145	0:04:40.43	148	0:02:42.57	148		0:43:50.06	+0:05:54.16
117	113	PESENTI Marcello	 ITA.1994.21853	0:14:18.78 0:15:26.05	52 145	0:07:08.62	132	0:04:31.08	108	0:02:37.34	118		0:44:01.87	+0:06:05.97
118	191	CHAUVET Cesar	 FRA.1995.34851	0:15:08.12 0:14:10.37	111 125	0:07:27.94	153	0:04:35.18	136	0:02:41.00	145		0:44:02.61	+0:06:06.71
119	152	GROTTI Nicola Abetone FullOut Gravity	 ITA.2000.21925	0:15:26.13 0:14:32.11	124 134	0:07:01.06	106	0:04:30.03	104	0:02:35.60	102		0:44:04.93	+0:06:09.03
120	138	WALCH Lucas	 NZL.1996.23524	0:14:57.73 0:13:50.95	104 106	0:07:45.90	157	0:04:45.05	153	0:02:46.60	154		0:44:06.23	+0:06:10.33
121	142	OLSEN Eric	 USA.1999.25103	0:15:34.82 0:14:20.06	133 130	0:07:02.18	112	0:04:34.86	134	0:02:35.63	103		0:44:07.55	+0:06:11.65
122	149	GONDOUIN Antoine	 FRA.1997.27800	0:15:43.20 0:13:56.64	137 113	0:07:17.32	144	0:04:37.67	140	0:02:38.87	135		0:44:13.70	+0:06:17.80
123	141	DEMUYLDER Jonas	 BEL.1997.25196	0:15:24.66 0:14:40.31	123 136	0:06:59.29	102	0:04:33.07	119	0:02:37.39	120		0:44:14.72	+0:06:18.82
124	129	COULTHARD Aidan	 GBR.1996.33292	0:15:43.62 0:14:09.92	138 124	0:07:09.00	134	0:04:38.09	143	0:02:39.18	136		0:44:19.81	+0:06:23.91
125	164	MARKIC Jan	 SLO.1997.32798	0:16:27.34 0:13:38.03	148 92	0:07:06.81	124	0:04:31.97	111	0:02:40.32	140		0:44:24.47	+0:06:28.57
126	109	LANDMARK Ola Javold	 NOR.1999.25289	0:15:51.51 0:13:58.28	141 115	0:07:05.50	118	0:04:37.95	141	0:02:56.75	156		0:44:29.99	+0:06:34.09
127	134	LOEFFLER Christian	 GER.1993.23169	0:15:21.72 0:13:57.95	118 114	0:07:18.80	147	0:05:23.15	158	0:02:33.58	80		0:44:35.20	+0:06:39.30












RESULTS OVERALL

Pos	Plate	Name Team	Nat EWS number	Stage 1PRO Stage 5	Pos Pos	Stage 2	Pos	Stage 3Q	Pos	Stage 4	Pos	Penalties	Time	Gap
MEN														
128	110	RYAN Fergus	 GBR.1993.22458	0:15:31.28 0:14:54.77	128 139	0:07:05.73	120	0:04:30.15	106	0:02:34.30	86		0:44:36.23	+0:06:40.33
129	146	DIEU Antonio	 FRA.1989.26701	0:15:28.94 0:14:49.44	125 137	0:07:09.32	136	0:04:34.38	133	0:02:36.70	114		0:44:38.78	+0:06:42.88
130	394	HEIM Fabian	 GER.1992.40315	0:15:34.22 0:14:57.66	132 140	0:07:03.25	114	0:04:30.98	107	0:02:35.06	94		0:44:41.17	+0:06:45.27
131	127	FABRE Enzo	 FRA.2001.35441	0:15:22.02 0:15:04.45	119 143	0:07:08.25	130	0:04:33.47	125	0:02:37.43	122		0:44:45.62	+0:06:49.72
132	187	CLAUDI Julian RDN Racing	 GER.1999.33500	0:15:38.62 0:14:34.99	135 135	0:07:16.10	142	0:04:43.79	152	0:02:41.38	146		0:44:54.88	+0:06:58.98
133	179	ANITAN Mihai Andrei	 ROU.1999.35857	0:15:23.71 0:14:49.90	122 138	0:07:21.32	150	0:04:43.60	151	0:02:42.82	149		0:45:01.35	+0:07:05.45
134	5	BORGES Jose Canyon Collective	 POR.1990.21669	0:14:22.10 0:17:47.19	57 152	0:06:24.10	11	0:04:07.87	6	0:02:21.61	2		0:45:02.87	+0:07:06.97
135	54	MOORE Thomas	 GBR.1994.33293	0:14:33.27 0:17:06.84	66 150	0:06:47.67	60	0:04:22.92	66	0:02:34.12	84		0:45:24.82	+0:07:28.92
136	167	SMOLNIKAR Jakob	 SLO.2001.22228	0:15:37.25 0:15:28.93	134 146	0:07:07.13	125	0:04:43.52	150	0:02:38.64	132		0:45:35.47	+0:07:39.57
137	143	VOTH Laurin Propain Factory Enduro	 GER.2000.25451	0:16:10.71 0:15:14.87	146 144	0:07:07.58	126	0:04:33.69	127	0:02:33.22	75		0:45:40.07	+0:07:44.17
138	173	WILLNER Nick	 GER.1999.22551	0:15:59.62 0:15:40.43	144 148	0:07:01.17	108	0:04:32.62	115	0:02:36.65	113		0:45:50.49	+0:07:54.59
139	144	BARICH Leopold RDN Racing	 GER.1998.22342	0:16:06.26 0:15:01.07	145 142	0:07:27.75	152	0:04:40.22	147	0:02:40.81	144		0:45:56.11	+0:08:00.21












RESULTS OVERALL

Pos	Plate	Name Team	Nat EWS number	Stage 1PRO Stage 5	Pos Pos	Stage 2	Pos	Stage 3Q	Pos	Stage 4	Pos	Penalties	Time	Gap
MEN														
140	162	REIMANN Erik	 GER.1997.50792	0:16:19.68 0:16:05.55	147 149	0:07:26.56	151	0:04:39.13	144	0:02:34.49	88		0:47:05.41	+0:09:09.51
141	188	WIDEN Johan	 SWE.1994.39149	0:15:48.17 0:14:58.33	139 141	0:09:28.19	159	0:04:29.40	103	0:02:35.72	105		0:47:19.81	+0:09:23.91
142	136	BROWNLIE Sam	 AUS.1992.25324	0:15:50.06 0:17:10.86	140 151	0:07:06.79	123	0:04:35.67	137	0:02:46.10	152		0:47:29.48	+0:09:33.58
143	91	JONES Jono Propain Factory Enduro	 GBR.1994.37370	0:15:02.78 0:18:49.20	108 153	0:07:05.68	119	0:04:34.02	131	0:02:38.31	130		0:48:09.99	+0:10:14.09
144	181	STEFANSSON Jonas	 ISL.1988.22287	0:17:04.12 0:15:32.59	154 147	0:07:54.42	158	0:05:00.35	157	0:02:54.80	155		0:48:26.28	+0:10:30.38
145	147	SACCON Matteo Abetone FullOut Gravity	 ITA.2000.21866	0:19:35.14 0:14:18.91	156 129	0:07:18.74	146	0:04:40.08	146	0:02:45.44	151		0:48:38.31	+0:10:42.41
146	70	GRANT Kelan Nukeproof SRAM Factory Racing	 IRL.1993.21773	0:19:58.59 0:13:59.20	157 117	0:06:43.47	48	0:04:29.24	100	0:02:30.33	50	0:03:00.00	0:50:40.83	+0:12:44.93
147	168	JEZ Tim	 SLO.1996.52075	0:16:29.92 0:21:18.94	150 155	0:07:19.03	148	0:04:33.85	129	0:02:40.78	143		0:52:22.52	+0:14:26.62
148	192	BLACHERE Nans	 FRA.1989.37519	0:24:46.02 0:13:35.04	158 86	0:06:59.53	103	0:04:32.73	117	0:02:38.72	133		0:52:32.04	+0:14:36.14
149	189	BARTON Oliver	 GBR.1990.33513	0:16:50.83 0:18:51.58	153 154	0:07:40.25	156	0:04:58.83	156	0:05:34.23	158		0:53:55.72	+0:15:59.82
150	108	NEWELL Jake	 AUS.1993.24612	0:14:29.38 0:27:16.26	64 157	0:06:55.06	88	0:04:26.03	81	0:02:32.68	72		0:55:39.41	+0:17:43.51












RESULTS OVERALL

Pos	Plate	Name Team	Nat EWS number	Stage 1PRO Stage 5	Pos Pos	Stage 2	Pos Pos	Stage 3Q	Pos Pos	Stage 4	Pos Pos	Penalties	Time	Gap
MEN														
151	185	HUTH Nejc Robin	 SLO.1990.24460	0:27:45.78 0:13:48.92	159 104	0:07:02.16	111	0:04:33.09	120	0:02:37.75	127		0:55:47.70	+0:17:51.80
152	135	ARNAUD Quentin	 FRA.1994.22628	0:30:18.95 0:13:52.32	160 109	0:07:13.65	140	0:04:34.93	135	0:02:35.66	104		0:58:35.51	+0:20:39.61
153	4	MIQUEL Kevin Specialized Racing	 FRA.1991.21704	0:19:03.78 0:27:02.41	155 156	0:06:31.02	18	0:04:08.91	10	0:02:23.28	5		0:59:09.40	+0:21:13.50
154	259	HEINE Felix	 GER.1990.25813	0:38:42.92 0:13:59.17	161 116	0:06:53.05	79	0:04:28.44	96	0:02:34.95	93		1:06:38.53	+0:28:42.63
155	155	FEJER Max Team Dorrong Enduro	 AUT.2000.21703	0:44:15.03 0:12:58.32	162 50	0:06:59.00	101	0:04:21.07	55	0:02:31.47	61		1:11:04.89	+0:33:08.99
156	33	MENJOU Irene Sunn French Connexion By Alpe D'Huez	 FRA.1995.22122	0:49:15.03 0:12:21.81	163 10	0:06:34.00	27	0:04:55.52	155	0:02:28.87	36		1:15:35.23	+0:37:39.33
157	145	JONSSON Sharjah	 RSA.1999.22749	0:49:15.03 0:14:11.60	163 127	0:07:20.87	149	0:04:46.73	154	0:03:43.23	157	0:03:00.00	1:22:17.46	+0:44:21.56
DNF	121	ENNIS Ross	 IRL.2001.25954	0:14:43.95	88	0:06:53.60	82	0:04:32.68	116	0:02:38.80	134			
DNF	148	CASAL VALLS Guillem	 AND.1995.22127	0:16:28.65	149	0:07:13.65	140							
DNF	68	MASTERS Wyn GT Factory Racing	 NZL.1987.21663	0:14:09.03	42									
DNF	172	MURRAY Craig	 NZL.1998.36172	0:14:35.00	68									













RESULTS OVERALL

Pos	Plate	Name Team	Nat EWS number	Stage 1PRO Stage 5	Pos Pos	Stage 2	Pos	Stage 3Q	Pos	Stage 4	Pos	Penalties	Time	Gap
MEN														
DNF	37	LANGHORN Reece	 GBR.1988.23486	0:15:30.43	127									
DNF	93	BEAN Nicolas Theory Racing p/b ProBikeKit	 USA.1999.22730	0:15:56.92	143									
DNF	183	HAMMAR Tim	 SWE.1990.36752	0:16:43.11	152									
DNF	190	TRAFELLA Maximilian	 AUT.1997.22186											
DSQ	19	VENDEMMIA Mirco Cannondale Enduro	 ITA.1998.21871	0:14:03.57 0:12:43.18		0:06:40.26		0:04:14.95		0:02:30.75				
DSQ	102	WILDHABER Gustav Cube Action Team	 SUI.1988.21848	0:14:18.21 0:14:02.32		0:06:42.18		0:04:16.96		0:02:27.88				
DNS	90	SHUCKSMITH Samuel	 GBR.1990.23007											
DNS	160	WILLIAMS Robert	 GBR.1990.22515											
DNS	125	WOLFE Daniel Polygon Factory Racing	 IRL.1988.22250											
DNS	186	PUFAN Alexandru	 ROU.1990.23147											
DNS	72	CHARLES Clement Rossignol Factory Team	 FRA.1994.22206											








RESULTS OVERALL

Pos	Plate	Name Team	Nat EWS number	Stage 1PRO Stage 5	Pos Pos	Stage 2	Pos	Stage 3Q	Pos	Stage 4	Pos	Penalties	Time	Gap
MEN Master 35+														
1	319	AMOUR Karim BH Enduro Racing Team	 FRA.1975.21696	<u>0:14:36.12</u> <u>0:13:08.67</u>	1 1	0:07:15.52	6	0:04:30.72	2	0:02:37.63	4		0:42:08.66	
2	292	EDGWORTH Scott	 GBR.1980.52475	0:14:50.04 0:13:39.42	2 4	0:07:02.87	3	0:04:33.98	4	0:02:37.32	2		0:42:43.63	+0:00:34.97
3	314	VESENBECKH Adrian	 GER.1979.33219	0:15:06.10 0:13:49.59	3 5	0:07:07.39	4	0:04:33.92	3	0:02:37.54	3		0:43:14.54	+0:01:05.88
4	304	VANER Jan	 CZE.1983.22385	0:15:16.96 0:14:00.91	4 7	0:07:00.22	2	<u>0:04:30.45</u>	1	<u>0:02:36.06</u>	1		0:43:24.60	+0:01:15.94
5	317	LAUDER Bradley	 NZL.1985.27531	0:15:19.96 0:13:33.10	5 3	0:07:17.98	8	0:04:41.60	8	0:02:41.30	7		0:43:33.94	+0:01:25.28
6	316	BRODERICK Michael	 USA.1973.22376	0:15:46.72 0:13:54.09	7 6	0:07:17.00	7	0:04:48.30	13	0:02:41.95	8		0:44:28.06	+0:02:19.40
7	295	ZILAK Frantisek	 CZE.1981.22627	0:15:52.22 0:14:15.97	9 9	0:07:09.88	5	0:04:37.25	5	0:02:38.25	5		0:44:33.57	+0:02:24.91
8	299	SAINT-AUBIN Christophe	 FRA.1986.35590	0:15:52.38 0:14:12.66	10 8	0:07:29.38	13	0:04:47.06	11	0:02:44.79	13		0:45:06.27	+0:02:57.61
9	293	HEIMEL Paul	 AUT.1987.24509	0:15:38.55 0:14:41.35	6 13	0:07:23.43	10	0:04:47.10	12	0:02:44.08	12		0:45:14.51	+0:03:05.85
10	320	CARREZ Cedric Lapierre Zipp Collective	 FRA.1978.23588	0:15:47.71 0:14:34.64	8 11	0:07:34.87	14	0:04:44.83	9	0:02:43.53	11		0:45:25.58	+0:03:16.92
11	303	EXENBERGER Kurt	 AUT.1975.23045	0:16:17.16 0:14:24.03	14 10	0:07:35.83	15	0:04:49.77	15	0:02:41.97	9		0:45:48.76	+0:03:40.10
12	300	KULHAVY Radek	 CZE.1984.25807	0:16:11.25 0:14:50.25	12 14	0:07:25.97	11	0:04:45.52	10	0:02:43.05	10		0:45:56.04	+0:03:47.38





RESULTS OVERALL

Pos	Plate	Name Team	Nat EWS number	Stage 1PRO Stage 5	Pos Pos	Stage 2	Pos	Stage 3Q	Pos	Stage 4	Pos	Penalties	Time	Gap
MEN Master 35+														
13	309	CALVEZ Mathieu Hotlines Nukeproof Racing	 FRA.1986.22152	0:16:17.00 0:14:52.21	13 15	0:07:19.96	9	0:04:48.75	14	0:02:46.64	15		0:46:04.56	+0:03:55.90
14	312	LOCHHEAD Andrew	 GBR.1984.25456	0:16:08.26 0:14:57.61	11 17	0:07:26.03	12	0:04:50.00	16	0:02:49.65	19		0:46:11.55	+0:04:02.89
15	310	BERNARD Guillaume	 FRA.1983.22861	0:16:30.24 0:14:39.55	16 12	0:07:36.50	16	0:04:39.00	7	0:02:56.82	27		0:46:22.11	+0:04:13.45
16	291	KOLEV Ivan	 BUL.1981.22786	0:16:43.25 0:15:01.36	18 18	0:07:37.77	17	0:04:52.93	18	0:02:46.35	14		0:47:01.66	+0:04:53.00
17	294	REISER Christoph	 GER.1986.25635	0:16:33.26 0:14:57.08	17 16	0:07:45.58	19	0:04:51.19	17	0:02:55.77	26		0:47:02.88	+0:04:54.22
18	305	KARB Ingo	 GER.1973.27505	0:16:21.35 0:15:08.21	15 19	0:07:56.65	23	0:05:04.22	25	0:02:55.21	25		0:47:25.64	+0:05:16.98
19	298	FELLGETT Theo	 GBR.1986.38997	0:17:09.20 0:15:13.72	20 21	0:07:43.68	18	0:04:57.38	20	0:02:48.16	18		0:47:52.14	+0:05:43.48
20	308	SCOTT Darren	 GBR.1971.22334	0:17:30.71 0:15:10.73	24 20	0:07:51.83	20	0:04:54.93	19	0:02:48.12	17		0:48:16.32	+0:06:07.66
21	307	WARD Joe	 IRL.1971.22541	0:17:21.09 0:15:26.85	21 22	0:07:56.57	22	0:05:01.17	22	0:02:54.21	22		0:48:39.89	+0:06:31.23
22	290	WINKLER Gabor	 HUN.1974.22246	0:17:05.29 0:15:39.56	19 23	0:07:57.92	24	0:05:10.23	26	0:02:54.50	23		0:48:47.50	+0:06:38.84
23	289	BODEUX Xavier	 BEL.1976.21936	0:17:39.22 0:15:55.07	26 24	0:07:55.64	21	0:05:02.57	23	0:02:52.63	21		0:49:25.13	+0:07:16.47
24	306	EICHINGER Christoph	 GER.1980.39926	0:17:24.12 0:16:55.58	23 28	0:08:01.28	25	0:05:02.62	24	0:02:52.19	20		0:50:15.79	+0:08:07.13













RESULTS OVERALL

Pos	Plate	Name Team	Nat EWS number	Stage 1PRO Stage 5	Pos Pos	Stage 2	Pos Pos	Stage 3Q	Pos Pos	Stage 4	Pos Pos	Penalties	Time	Gap
MEN Master 35+														
25	297	MICHALEK Viktor	 SVK.1980.35835	0:17:36.64 0:16:53.98	25 27	0:08:05.90	26	0:05:00.65	21	0:02:47.46	16		0:50:24.63	+0:08:15.97
26	301	GRUBER Markus	 AUT.1984.22503	0:17:23.22 0:16:30.05	22 25	0:08:15.85	29	0:05:17.43	29	0:03:08.80	30		0:50:35.35	+0:08:26.69
27	318	WEIDEMANN Mads	 DEN.1982.33629	0:23:33.78 0:13:19.99	31 2	<u>0:06:56.45</u>	<u>1</u>	0:04:37.30	6	0:02:40.20	6		0:51:07.72	+0:08:59.06
28	302	PAJMA Martin	 CZE.1977.22282	0:17:59.81 0:17:10.31	28 29	0:08:09.84	28	0:05:11.58	27	0:02:54.94	24		0:51:26.48	+0:09:17.82
29	287	HUGHES David	 IRL.1971.21814	0:18:22.86 0:16:34.52	29 26	0:08:40.83	31	0:05:33.61	30	0:03:05.27	29		0:52:17.09	+0:10:08.43
30	296	SURBALLE Emiliano	 ARG.1978.24423	0:17:46.99 0:19:32.65	27 30	0:08:33.02	30	0:05:17.21	28	0:03:01.08	28		0:54:10.95	+0:12:02.29
DNF	288	DAUMAS Eric	 FRA.1968.22075	0:18:33.78	30	0:08:09.73	27	0:05:53.50	31	0:03:37.43	31			













MEN | Under 21

1	286	MEIER-SMITH Luke Propain Factory Enduro	 AUS.2002.25147	0:13:26.81 0:12:20.41	1 1	0:06:33.28	1	0:04:13.03	1	0:02:30.50	6		0:39:04.03	
2	274	HELLY Johnathan	 CAN.2003.27147	0:13:35.07 0:12:32.16	2 3	0:06:40.16	4	0:04:18.73	6	0:02:33.10	12		0:39:39.22	+0:00:35.19
3	285	SHERLOCK Seth	 CAN.2002.40432	0:14:12.28 0:12:27.83	7 2	0:06:44.85	5	0:04:17.30	2	0:02:28.96	2		0:40:11.22	+0:01:07.19
4	250	KLOKOCCA Vojtech	 CZE.2004.36797	0:14:06.09 0:12:51.16	6 5	0:06:52.27	14	0:04:19.25	7	0:02:33.55	13		0:40:42.32	+0:01:38.29













RESULTS OVERALL

Pos	Plate	Name Team	Nat EWS number	Stage 1PRO Stage 5	Pos Pos	Stage 2	Pos	Stage 3Q	Pos	Stage 4	Pos	Penalties	Time	Gap
MEN Under 21														
5	281	PIERCY Jack Commencal Les Orres Team	 GBR.2004.36927	0:14:24.16 0:12:54.59	10 6	0:06:48.48	8	0:04:21.35	11	0:02:31.65	8		0:41:00.23	+0:01:56.20
6	279	HANCOCK Emmett	 CAN.2002.37051	0:13:58.25 0:13:35.34	4 26	0:06:37.55	2	0:04:18.06	4	0:02:34.30	16		0:41:03.50	+0:01:59.47
7	262	KAUX Marin Tribe Pyrenees Gravity	 FRA.2002.30383	0:14:25.15 0:13:04.48	11 13	0:06:51.57	13	0:04:24.25	12	0:02:31.79	9		0:41:17.24	+0:02:13.21
8	276	PEREZ Enzo Tribe Pyrenees Gravity	 FRA.2004.38362	0:14:27.60 0:13:03.13	12 11	0:06:50.83	10	0:04:24.77	13	0:02:31.81	10		0:41:18.14	+0:02:14.11
9	264	LESQUIR Tom Hotlines Nukeproof Racing	 FRA.2003.36215	0:14:29.52 0:12:59.71	16 8	0:06:51.31	12	0:04:26.53	19	0:02:35.37	21		0:41:22.44	+0:02:18.41
10	277	FAIRBROTHER Matthew	 NZL.2004.35439	0:14:30.52 0:13:10.22	17 14	0:06:53.07	18	0:04:21.20	10	0:02:30.88	7		0:41:25.89	+0:02:21.86
11	229	PIVNICKA Jakub	 CZE.2005.38692	0:14:41.00 0:12:59.20	22 7	0:06:46.87	6	0:04:26.65	20	0:02:34.73	17		0:41:28.45	+0:02:24.42
12	270	HOFMANN Noah	 AUT.2003.36750	0:14:45.55 0:13:01.01	24 10	0:06:51.29	11	0:04:25.53	14	0:02:35.05	19		0:41:38.43	+0:02:34.40
13	252	HOGLUND Andreas	 SWE.2002.36347	0:14:34.70 0:12:59.94	20 9	0:06:59.73	21	0:04:28.85	22	0:02:36.42	23		0:41:39.64	+0:02:35.61
14	240	SMRDEL Miha	 SLO.2004.38908	0:13:45.94 0:13:30.73	3 23	0:07:22.25	44	0:04:25.82	15	0:02:35.04	18		0:41:39.78	+0:02:35.75
15	258	VERNHET Axel	 FRA.2002.34183	0:14:42.08 0:13:30.77	23 24	0:06:47.13	7	0:04:17.90	3	0:02:29.07	3		0:41:46.95	+0:02:42.92
16	260	COPE Daniel	 GBR.2003.36534	0:14:28.03 0:13:16.86	13 17	0:06:52.28	15	0:04:31.35	28	0:02:40.51	38		0:41:49.03	+0:02:45.00













RESULTS OVERALL

Pos	Plate	Name Team	Nat EWS number	Stage 1PRO Stage 5	Pos Pos	Stage 2	Pos	Stage 3Q	Pos	Stage 4	Pos	Penalties	Time	Gap
MEN Under 21														
17	269	PINKERTON Ryan Kenneth GT Factory Racing	 USA.2005.40481	0:14:38.90 0:12:46.98	21 4	0:07:14.61	37	0:04:32.20	30	0:02:39.72	33		0:41:52.41	+0:02:48.38
18	251	BRACONI Francesco	 ITA.2003.36890	0:14:19.94 0:13:28.28	8 21	0:06:59.21	20	0:04:29.86	23	0:02:35.35	20		0:41:52.64	+0:02:48.61
19	278	JOHNSTON Guy	 NZL.2003.50550	0:14:52.33 0:13:03.41	26 12	0:07:00.50	22	0:04:26.47	18	0:02:33.95	15		0:41:56.66	+0:02:52.63
20	166	HEINE Geraud	 BEL.2004.25833	0:14:29.45 0:13:18.44	15 18	0:07:01.83	23	0:04:34.13	36	0:02:35.85	22		0:41:59.70	+0:02:55.67
21	266	ESCHLER Lasse	 GER.2005.37539	0:14:34.00 0:13:13.50	18 15	0:07:13.95	35	0:04:28.64	21	0:02:36.60	24		0:42:06.69	+0:03:02.66
22	272	ICARDO Alexis Canyon CLLTV Dainese	 FRA.2003.31902	0:14:28.06 0:13:13.77	14 16	0:07:30.82	50	0:04:33.00	31	<u>0:02:28.42</u>	<u>1</u>		0:42:14.07	+0:03:10.04
23	268	RYYNANEN Tarmo	 FIN.2002.31950	0:14:22.87 0:14:19.45	9 37	0:06:49.63	9	0:04:20.42	9	0:02:32.19	11		0:42:24.56	+0:03:20.53
24	284	GILCHRIST Ryan	 AUS.2002.36859	0:14:34.56 0:14:14.40	19 35	0:06:52.92	16	0:04:20.25	8	0:02:29.59	5		0:42:31.72	+0:03:27.69
25	267	WAYMAN Alex	 NZL.2004.35117	0:14:55.67 0:13:34.59	28 25	0:07:08.22	30	0:04:31.72	29	0:02:40.70	39		0:42:50.90	+0:03:46.87
26	236	VAANANEN Erik Edvin	 FIN.2003.33917	0:14:55.49 0:13:41.78	27 29	0:07:02.65	26	0:04:33.60	35	0:02:39.89	34		0:42:53.41	+0:03:49.38
27	237	FOCKENBERGER Timmy	 AUT.2003.33138	0:14:51.96 0:13:36.87	25 27	0:07:14.00	36	0:04:36.88	39	0:02:40.50	37		0:43:00.21	+0:03:56.18
28	245	FORBES Lachie	 AUS.2003.36655	0:14:59.95 0:13:42.23	29 30	0:07:05.81	28	0:04:37.60	40	0:02:42.12	41		0:43:07.71	+0:04:03.68

RESULTS OVERALL

Pos	Plate	Name Team	Nat EWS number	Stage 1PRO Stage 5	Pos Pos	Stage 2	Pos	Stage 3Q	Pos	Stage 4	Pos	Penalties	Time	Gap
MEN Under 21														
29	283	BRODIE William	 GBR.2004.37689	0:15:55.23 0:13:25.26	44 19	0:07:02.37	24	0:04:30.02	24	0:02:37.14	25		0:43:30.02	+0:04:25.99
30	248	FUCHS Peter	 GER.2002.33379	0:15:40.93 0:13:40.63	40 28	0:07:08.87	31	0:04:30.30	26	0:02:39.03	32		0:43:39.76	+0:04:35.73
31	282	RANDELL Jayden	 GBR.2003.27895	0:15:20.68 0:14:10.17	33 33	0:07:07.23	29	0:04:30.26	25	0:02:45.82	48		0:43:54.16	+0:04:50.13
32	280	SCHEELE William	 NOR.2003.33415	0:13:59.45 0:16:37.02	5 46	0:06:38.88	3	0:04:18.35	5	0:02:29.19	4		0:44:02.89	+0:04:58.86
33	235	LINDBLOM Carter	 USA.2003.27008	0:16:18.09 0:13:30.58	48 22	0:07:05.30	27	0:04:33.24	32	0:02:38.12	29		0:44:05.33	+0:05:01.30
34	275	BROWN Lewis	 GBR.2002.37821	0:15:01.33 0:14:18.32	30 36	0:07:13.34	34	0:04:59.08	50	0:02:40.28	36		0:44:12.35	+0:05:08.32
35	231	HEITMANN Jonathan	 GER.2004.50848	0:15:29.30 0:14:04.48	37 31	0:07:16.00	38	0:04:41.83	46	0:02:41.85	40		0:44:13.46	+0:05:09.43
36	239	FIEDLER Zdenek	 CZE.2002.27427	0:15:32.01 0:14:07.73	38 32	0:07:19.68	42	0:04:40.37	43	0:02:42.37	44		0:44:22.16	+0:05:18.13
37	261	FOURCADE Luca Tribe Pyrenees Gravity	 FRA.2003.35944	0:15:28.29 0:15:12.93	35 45	0:06:53.06	17	0:04:26.22	17	0:02:33.94	14		0:44:34.44	+0:05:30.41
38	253	HARROP Zack	 GBR.2003.30354	0:15:36.16 0:14:47.47	39 43	0:07:21.05	43	0:04:33.27	33	0:02:42.15	42		0:45:00.10	+0:05:56.07
39	265	WHITE Ronan	 GBR.2002.36972	0:15:50.43 0:14:32.53	42 40	0:07:27.65	49	0:04:37.83	41	0:02:42.60	45		0:45:11.04	+0:06:07.01
40	230	SOJKA Adam	 POL.2005.52418	0:15:52.67 0:14:34.17	43 41	0:07:24.67	47	0:04:46.10	47	0:02:49.78	50		0:45:27.39	+0:06:23.36












RESULTS OVERALL

Pos	Plate	Name Team	Nat EWS number	Stage 1PRO Stage 5	Pos Pos	Stage 2	Pos	Stage 3Q	Pos	Stage 4	Pos	Penalties	Time	Gap
MEN Under 21														
41	257	CLEMENT Liam	 GBR.2004.37661	0:16:11.61 0:14:25.91	47 38	0:07:24.63	46	0:04:46.70	48	0:02:45.85	49		0:45:34.70	+0:06:30.67
42	233	WEIHING Leon	 GER.2003.33397	0:16:23.02 0:14:32.36	49 39	0:07:19.50	41	0:04:40.50	44	0:02:42.16	43		0:45:37.54	+0:06:33.51
43	242	SHPANOF Elad	 ISR.2005.40398	0:16:47.02 0:14:10.50	50 34	0:07:17.35	40	0:04:40.52	45	0:02:44.64	46		0:45:40.03	+0:06:36.00
44	241	GREEN Lachlan	 AUS.2002.36954	0:16:10.20 0:15:10.47	46 44	0:07:31.89	51	0:04:48.05	49	0:02:45.78	47		0:46:26.39	+0:07:22.36
45	256	BARTLETT Jamie	 NZL.2002.29529	0:15:22.14 0:16:47.93	34 47	0:07:10.25	32	0:04:35.52	37	0:02:38.51	31		0:46:34.35	+0:07:30.32
46	254	HUTMAN Omer	 ISR.2004.40015	0:15:29.11 0:14:40.85	36 42	0:07:16.53	39	0:04:39.31	42	0:02:37.96	27	0:03:00.00	0:47:43.76	+0:08:39.73
47	255	REIS Nuno	 POR.2003.36760	0:28:09.33 0:13:27.35	52 20	0:06:55.62	19	0:04:25.92	16	0:02:38.50	30		0:55:36.72	+0:16:32.69
DNF	238	PURTOLA Joonas	 FIN.2004.39349	0:15:03.76	32	0:07:02.53	25	0:04:30.30	26	0:02:37.88	26			
DNF	249	GOWEIL Jonas Cube Action Team	 AUT.2002.36734	0:15:41.54	41	0:07:25.69	48	0:04:33.34	34	0:02:38.08	28			
DNF	246	BUENGEN Lars Henrik Swiss Enduro Team by Giant	 SUI.2005.27225	0:15:02.42	31	0:07:13.30	33	0:04:36.75	38	0:02:40.02	35			
DNF	244	SCHLEICHER Valentin RDN Racing	 GER.2002.26946	0:15:59.02	45	0:07:23.68	45							
DNF	234	HANZLIK Ondrej	 SVK.2003.39747	0:17:14.95	51	0:10:12.27	52							













RESULTS OVERALL

Pos	Plate	Name Team	Nat EWS number	Stage 1PRO Stage 5	Pos Pos	Stage 2	Pos	Stage 3Q	Pos	Stage 4	Pos	Penalties	Time	Gap
MEN Under 21														
DNF	273	BERTINI Lisandru Lapierre Zipp Collective	FRA.2004.36198											
DNS	263	PLEINDOUX Simeon Hotlines Nukeproof Racing	FRA.2003.34644											
DNS	232	JOIMIR Stefan	ROU.2004.39862											
WOMEN														
1	3	COURDURIER Isabeau Lapierre Zipp Collective	FRA.1994.21731	<u>0:15:24.05</u> <u>0:14:00.51</u>	1 1	0:07:19.70	2	<u>0:04:36.57</u>	1	<u>0:02:41.83</u>	1		0:44:02.66	
2	2	CHARRE Morgane Pivot Factory Racing	FRA.1990.21958	0:15:34.01 0:14:01.28	2 2	<u>0:07:17.60</u>	1	0:04:43.70	3	0:02:46.50	5		0:44:23.09	+0:00:20.43
3	8	CONOLLY Ella Cannondale Enduro	GBR.1998.21859	0:15:41.54 0:14:10.50	3 3	0:07:25.22	3	0:04:41.05	2	0:02:49.10	6		0:44:47.41	+0:00:44.75
4	1	PUGIN Melanie BH Enduro Racing Team	FRA.1990.21693	0:16:07.96 0:14:35.28	4 6	0:07:28.40	5	0:04:45.84	6	0:02:44.00	2		0:45:41.48	+0:01:38.82
5	7	BARAONA Rebecca Yeti / Fox Factory Team	GBR.1993.21715	0:16:11.85 0:14:58.57	5 11	0:07:33.63	9	0:04:44.27	4	0:02:45.42	3		0:46:13.74	+0:02:11.08
6	5	KOREM Noga GT Factory Racing	ISR.1991.21660	0:16:27.83 0:14:27.48	13 5	0:07:42.82	12	0:04:56.80	14	0:02:50.10	8		0:46:25.03	+0:02:22.37
7	197	THOMA Ines	GER.1989.21750	0:16:25.55 0:14:47.97	10 8	0:07:37.07	10	0:04:53.99	10	0:02:51.53	10		0:46:36.11	+0:02:33.45
8	203	PRUDKOVA Barbora	CZE.1996.38768	0:16:26.54 0:15:14.07	12 15	0:07:31.74	8	0:04:53.07	8	0:02:52.84	13		0:46:58.26	+0:02:55.60

RESULTS OVERALL

Pos	Plate	Name Team	Nat EWS number	Stage 1PRO Stage 5	Pos Pos	Stage 2	Pos	Stage 3Q	Pos	Stage 4	Pos	Penalties	Time	Gap
WOMEN														
9	42	SCARSI Gloria Canyon CLLTV Dainese	 ITA.2000.36425	0:16:21.52 0:14:48.18	7 9	0:07:59.54	22	0:04:56.70	13	0:02:52.64	11		0:46:58.58	+0:02:55.92
10	45	COOK Becky	 GBR.1986.21664	0:16:15.91 0:15:13.95	6 14	0:07:49.82	14	0:04:54.22	11	0:02:49.90	7		0:47:03.80	+0:03:01.14
11	39	LANTHIER NADEAU Andreane Rocky Mountain Race Face	 CAN.1993.21609	0:16:21.75 0:14:42.69	8 7	0:07:30.23	7	0:04:45.13	5	0:03:46.93	41		0:47:06.73	+0:03:04.07
12	41	MORRISON Rae Liv Racing	 NZL.1989.21630	0:16:32.49 0:14:48.58	14 10	0:08:06.25	29	0:04:53.13	9	0:02:55.82	23		0:47:16.27	+0:03:13.61
13	40	STONE Jessica	 GBR.1990.32154	0:16:25.95 0:15:25.29	11 16	0:07:43.87	13	0:04:56.28	12	0:02:50.94	9		0:47:22.33	+0:03:19.67
14	47	JONNIER Morgane Rossignol Factory Team	 FRA.1990.22559	0:16:48.10 0:15:32.37	16 19	0:07:50.00	15	0:05:01.72	19	0:02:52.71	12		0:48:04.90	+0:04:02.24
15	202	BATTISTA Laura	 AUS.1988.22132	0:17:13.38 0:15:08.90	20 12	0:07:52.48	16	0:05:01.78	20	0:02:53.54	15		0:48:10.08	+0:04:07.42
16	199	ELLECOSTA Nadine Abetone FullOut Gravity	 ITA.1999.25437	0:16:44.57 0:15:54.73	15 24	0:07:42.52	11	0:04:59.98	16	0:02:53.65	16		0:48:15.45	+0:04:12.79
17	204	RAST Camille	 SUI.1999.35605	0:17:11.43 0:15:26.81	18 17	0:08:10.87	32	0:05:03.98	22	0:02:53.02	14		0:48:46.11	+0:04:43.45
18	198	MORRISON Amy	 USA.1989.22252	0:17:18.44 0:15:30.77	23 18	0:07:54.70	18	0:05:09.18	30	0:02:54.82	21		0:48:47.91	+0:04:45.25
19	52	LAWRENCE Kate Yeti / Fox Factory Team	 USA.1998.27745	0:17:17.85 0:15:40.07	22 20	0:08:05.26	27	0:05:05.35	27	0:02:55.79	22		0:49:04.32	+0:05:01.66

RESULTS OVERALL

Pos	Plate	Name Team	Nat EWS number	Stage 1PRO Stage 5	Pos Pos	Stage 2	Pos	Stage 3Q	Pos	Stage 4	Pos	Penalties	Time	Gap
WOMEN														
20	205	RUTZ Lea Salome	 SUI.1995.33389	0:17:15.84 0:15:52.90	21 23	0:08:08.10	30	0:05:04.73	26	0:02:57.22	24		0:49:18.79	+0:05:16.13
21	201	NABER Tanja	 GER.1987.22367	0:17:12.83 0:15:57.25	19 25	0:08:01.22	23	0:05:08.25	28	0:03:01.27	31		0:49:20.82	+0:05:18.16
22	50	BRUCHLE Veronika Cube Action Team	 GER.1995.22726	0:17:34.83 0:15:49.97	27 22	0:08:01.72	24	0:05:00.07	17	0:02:54.50	19		0:49:21.09	+0:05:18.43
23	196	DUVERT Julie Theory Racing p/b ProBikeKit	 FRA.1996.21719	0:17:09.05 0:16:27.98	17 32	0:07:58.60	21	0:05:01.17	18	0:02:54.05	18		0:49:30.85	+0:05:28.19
24	9	WINTON Katy GT Factory Racing	 GBR.1993.21730	0:17:21.91 0:16:06.82	24 27	0:08:02.07	25	0:05:13.28	34	0:02:58.98	28		0:49:43.06	+0:05:40.40
25	207	BUREK Katarzyna	 POL.1993.23240	0:17:37.58 0:16:26.16	28 31	0:07:57.22	20	0:05:04.60	25	0:02:58.34	27		0:50:03.90	+0:06:01.24
26	49	STEINTHALER Hanna Cube Action Team	 AUT.1997.40424	0:17:38.24 0:16:02.35	29 26	0:08:37.40	39	0:05:10.15	31	0:03:05.71	35		0:50:33.85	+0:06:31.19
27	214	MCKIRDY Angeline	 CAN.1992.23461	0:17:52.86 0:16:19.46	32 30	0:08:13.98	34	0:05:16.12	36	0:03:00.38	29		0:50:42.80	+0:06:40.14
28	210	DOBNIG Yana Team Dorrong Enduro	 AUT.1999.22678	0:18:17.31 0:16:09.53	36 29	0:08:05.28	28	0:05:09.03	29	0:03:02.85	32		0:50:44.00	+0:06:41.34
29	209	LONG Julia	 CAN.1999.22029	0:17:31.78 0:16:06.86	26 28	0:08:34.19	36	0:05:22.21	39	0:03:08.98	37		0:50:44.02	+0:06:41.36
30	200	REY Charlotte Tribe Pyrenees Gravity	 FRA.2000.31025	0:18:00.87 0:17:09.90	33 34	0:07:55.62	19	0:04:59.13	15	0:02:57.27	25		0:51:02.79	+0:07:00.13
31	48	SCHICK Lucy Norco Factory Team	 CAN.2000.23447	0:17:42.44 0:17:23.48	30 36	0:08:13.45	33	0:05:10.27	33	0:03:00.96	30		0:51:30.60	+0:07:27.94

RESULTS OVERALL

Pos	Plate	Name Team	Nat EWS number	Stage 1 PRO Stage 5	Pos Pos	Stage 2	Pos	Stage 3Q	Pos	Stage 4	Pos	Penalties	Time	Gap
WOMEN														
32	212	YUSTO SANCHEZ Sara	 ESP.2000.39157	0:18:40.51 0:16:44.79	38 33	0:08:02.28	26	0:05:15.13	35	0:02:57.44	26		0:51:40.15	+0:07:37.49
33	206	HOVORKA Anja	 SUI.1989.37532	0:18:05.40 0:17:10.03	34 35	0:08:17.35	35	0:05:10.20	32	0:03:04.25	33		0:51:47.23	+0:07:44.57
34	4	HARDEN Harriet Trek Factory Racing	 GBR.2001.22819	0:23:00.32 0:14:15.03	41 4	0:07:28.49	6	0:04:45.90	7	0:02:45.45	4		0:52:15.19	+0:08:12.53
35	216	RING Filippa	 SWE.1990.39267	0:17:22.25 0:18:08.29	25 38	0:08:55.93	42	0:05:26.56	41	0:03:13.22	39		0:53:06.25	+0:09:03.59
36	211	DAVIDSSON Elina	 SWE.2001.38290	0:18:22.60 0:17:27.07	37 37	0:08:43.97	40	0:05:30.77	42	0:03:11.92	38		0:53:16.33	+0:09:13.67
37	46	BAUMANN Lisa Commencal Les Orres Team	 SUI.2001.37332	0:22:07.57 0:15:11.47	40 13	0:08:09.20	31	0:05:02.63	21	0:02:53.88	17		0:53:24.75	+0:09:22.09
38	213	DILLON Sian	 GBR.1994.35457	0:17:52.77 0:18:51.90	31 40	0:08:34.56	37	0:05:18.40	37	0:03:07.62	36		0:53:45.25	+0:09:42.59
39	208	SAVELLI Irene	 ITA.1992.22163	0:18:12.85 0:18:51.51	35 39	0:08:36.93	38	0:05:21.40	38	0:03:05.56	34		0:54:08.25	+0:10:05.59
40	215	REUTER Claire	 LUX.1993.37556	0:19:36.15 0:21:48.51	39 41	0:08:55.55	41	0:05:25.47	40	0:03:23.70	40		0:59:09.38	+0:15:06.72
41	44	TAYLOR Chloe	 GBR.1998.23462	1:15:56.33 0:15:48.20	42 21	0:07:52.95	17	0:05:04.15	23	0:02:54.50	19	0:03:00.00	1:50:36.13	+1:06:33.47
DNF	10	RICHTER Raphaela Ibis Enduro Team	 GER.1997.25746	0:16:24.98	9	0:07:27.31	4	0:05:04.25	24					
DNS	51	WIEDENROTH Sofia Specialized Racing	 GER.1995.24544											

RESULTS OVERALL

Pos	Plate	Name Team	Nat EWS number	Stage 1PRO Stage 5	Pos Pos	Stage 2	Pos	Stage 3Q	Pos	Stage 4	Pos	Penalties	Time	Gap
-----	-------	--------------	-------------------	-----------------------	------------	---------	-----	----------	-----	---------	-----	-----------	------	-----

WOMEN

DNS 43 HENDERSON Polly GBR.2001.22368

WOMEN | Master 35+

1	221	NESTLEROVA Fejola Stepanka		<u>0:17:46.92</u>	1	<u>0:08:13.65</u>	1	<u>0:05:06.65</u>	1	<u>0:02:57.52</u>	1		0:51:11.43	
			CZE.1985.21761	<u>0:17:06.69</u>	1									
2	222	THOMSEN Sandra Bohn		0:18:31.31	2	0:09:07.67	4	0:05:32.28	3	0:03:12.31	3		0:53:43.18	+0:02:31.75
			DEN.1983.33584	0:17:19.61	2									
3	218	FILBY Maxine		0:19:28.40	3	0:09:02.09	2	0:05:40.18	4	0:03:13.57	4		0:54:48.69	+0:03:37.26
			GBR.1980.36076	0:17:24.45	3									
4	220	NEWELL Melissa		0:19:31.89	4	0:09:04.82	3	0:05:30.42	2	0:03:11.29	2		0:55:36.64	+0:04:25.21
			NZL.1979.21458	0:18:18.22	4									
5	219	MCCONNELOUG Mary		0:23:05.29	5	0:09:38.37	5	0:06:15.68	5	0:03:32.83	5		1:03:37.51	+0:12:26.08
			USA.1971.22390	0:21:05.34	5									

WOMEN | Under 21

1	228	LAN Emmy Norco Factory Team		<u>0:16:38.28</u>	1	<u>0:07:59.50</u>	1	<u>0:05:00.15</u>	1	<u>0:02:59.50</u>	1		0:47:46.39	
			CAN.2004.33463	<u>0:15:08.96</u>	1									
2	224	SMRDEL Tina		0:17:32.64	2	0:08:24.38	3	0:05:06.33	2	0:03:12.17	3		0:51:13.25	+0:03:26.86
			SLO.2005.40568	0:16:57.73	3									
3	223	BOUCHER Lily		0:17:57.90	3	0:08:08.45	2	0:05:44.10	3	0:03:08.40	2		0:51:48.07	+0:04:01.68
			CAN.2004.40222	0:16:49.22	2									
DNF	225	HENRY Justine Tribe Pyrenees Gravity		0:19:50.57	4	0:09:23.25	4							
			FRA.2003.32717											

RESULTS OVERALL

Penalties details

Plate	Name	Penalty	Description	Location
19	VENDEMMIA Mirco	DSQ	Outside of course	
44	TAYLOR Chloe	00:03:00	Wheel change	
70	GRANT Kelan	00:03:00	Wheel change	
102	WILDHABER Gustav	DSQ	Outside of course	
145	JONSSON Sharjah	00:03:00	Wheel change	
254	HUTMAN Omer	00:03:00	Frame change	

Statistics

Entries / Nations	Finished	DNF	DSQ	DNS	Weather	Temperature	Distance	Elevation
311 / 33	283	17	2	9	Sunny	27 °C	40.32 km	+1,246 m / -3,108 m

DNF: did not finish · DNS: did not start · DSQ: disqualified