
































RESULTS OVERALL

Pos	Plate	Name Team	Nat EWS number	Stage OPRO Stage 4	Pos Pos	Stage 1 Stage 5	Pos Pos	Stage 2	Pos	Stage 3Q	Pos	Penalties	Time	Gap
MEN														
1	3	MELAMED Jesse Rocky Mountain Race Face	 CAN.1992.21596	0:08:32.16 0:05:43.25	1 1	0:05:38.15 0:08:38.99	1 3	0:04:19.63	1	0:08:22.16	9		0:41:14.34	
2	1	MOIR Jack Canyon Collective	 AUS.1994.33430	0:08:38.83 0:05:51.47	3 5	0:05:47.57 0:08:30.35	3 1	0:04:24.72	4	0:08:17.43	2		0:41:30.37	+0:00:16.03
3	30	GAUVIN Remi Rocky Mountain Race Face	 CAN.1992.21624	0:08:45.07 0:05:55.45	6 8	0:05:57.32 0:08:39.25	16 4	0:04:28.95	9	0:08:20.68	5		0:42:06.72	+0:00:52.38
4	10	WALKER Matthew Pivot Factory Racing	 NZL.1990.21846	0:08:42.86 0:05:54.61	4 7	0:05:48.88 0:08:42.24	4 9	0:04:30.65	13	0:08:30.32	19		0:42:09.56	+0:00:55.22
5	21	MASTERS Edward Pivot Factory Racing	 NZL.1989.22590	0:08:47.25 0:05:59.23	8 13	0:05:56.93 0:08:42.15	13 7	0:04:22.05	3	0:08:22.00	7		0:42:09.61	+0:00:55.27
6	23	LUCAS Cole Ibis Enduro Team	 NZL.1998.23013	0:08:44.91 0:06:03.25	5 18	0:05:52.43 0:08:38.75	8 2	0:04:29.60	12	0:08:23.50	11		0:42:12.44	+0:00:58.10
7	11	LUKASIK Slawomir Canyon CLLTV Dainese	 POL.1993.24876	0:08:58.21 0:05:51.23	20 4	0:05:58.46 0:08:41.68	20 6	0:04:26.53	5	0:08:27.90	17		0:42:24.01	+0:01:09.67
8	22	VERNER Rhys Forbidden Synthesis	 CAN.1997.22407	0:08:54.38 0:06:03.92	15 21	0:05:49.62 0:08:42.23	5 8	0:04:32.47	18	0:08:21.64	6		0:42:24.26	+0:01:09.92
9	28	MENZIES Jack	 CAN.2001.22519	0:08:47.02 0:06:02.18	7 17	0:05:52.86 0:08:49.81	9 18	0:04:31.00	15	0:08:22.11	8		0:42:24.98	+0:01:10.64
10	13	MAES Martin Orbea FOX Enduro Team	 BEL.1997.21636	0:09:10.07 0:05:50.75	37 3	0:05:54.15 0:08:41.37	10 5	0:04:30.70	14	0:08:19.10	3		0:42:26.14	+0:01:11.80
11	26	CALLAGHAN Gregory Devinci Global Racing	 IRL.1991.21827	0:08:49.12 0:05:59.85	9 14	0:05:58.05 0:08:46.77	19 13	0:04:31.90	17	0:08:20.56	4		0:42:26.25	+0:01:11.91
12	55	WALL Evan Devinci Global Racing	 CAN.1999.23531	0:08:56.10 0:05:53.90	18 6	0:05:54.47 0:08:56.22	11 29	0:04:29.26	10	0:08:24.16	12		0:42:34.11	+0:01:19.77












RESULTS OVERALL

Pos	Plate	Name Team	Nat EWS number	Stage OPRO Stage 4	Pos Pos	Stage 1 Stage 5	Pos Pos	Stage 2	Pos	Stage 3Q	Pos	Penalties	Time	Gap
MEN														
13	16	MURRAY Charles Specialized Racing	 NZL.1996.22752	0:08:56.49 0:06:06.82	19 25	0:05:51.30 0:08:50.58	7 19	0:04:28.92	8	0:08:26.68	15		0:42:40.79	+0:01:26.45
14	59	KRASNY Carter	 CAN.1999.22027	0:08:51.56 0:06:10.87	11 33	0:05:50.78 0:08:44.43	6 11	0:04:29.45	11	0:08:42.58	38		0:42:49.67	+0:01:35.33
15	35	VEZINA Mckay Giant Factory Off-Road	 CAN.1995.21632	0:08:52.05 0:06:11.95	13 35	0:05:59.90 0:08:47.07	23 14	0:04:31.50	16	0:08:34.50	27		0:42:56.97	+0:01:42.63
16	5	BORGES Jose Canyon Collective	 POR.1990.21669	0:09:00.21 0:05:58.08	24 11	0:06:07.73 0:08:45.13	40 12	0:04:33.23	19	0:08:32.95	24		0:42:57.33	+0:01:42.99
17	8	DAILLY Adrien Lapierre Zipp Collective	 FRA.1996.21677	0:09:21.01 0:05:59.13	55 12	0:05:55.92 0:08:43.11	12 10	0:04:35.70	27	0:08:24.88	13		0:42:59.75	+0:01:45.41
18	6	TORDO Dimitri Canyon Collective	 FRA.1993.21764	0:08:54.65 0:06:04.15	16 22	0:06:04.18 0:08:50.65	32 20	0:04:34.80	23	0:08:32.35	21		0:43:00.78	+0:01:46.44
19	7	JOHANSEN Zakarias Ibis Enduro Team	 SWE.1992.21863	0:09:00.08 0:06:01.79	23 15	0:06:02.27 0:08:48.66	29 16	0:04:34.81	24	0:08:33.50	26		0:43:01.11	+0:01:46.77
20	79	OSBORNE Marco	 USA.1992.21762	0:08:58.40 0:06:03.72	21 20	0:05:57.23 0:08:50.67	15 21	0:04:39.48	42	0:08:34.85	28		0:43:04.35	+0:01:50.01
21	98	NEWELL Jake	 AUS.1993.24612	0:09:10.26 0:05:57.93	39 9	0:06:13.23 0:08:54.18	52 24	0:04:34.59	22	0:08:25.04	14		0:43:15.23	+0:02:00.89
22	31	JEANDEL Louis Commencal Enduro Project	 FRA.1998.22140	0:09:07.68 0:06:10.80	32 32	0:06:00.47 0:08:54.55	25 26	0:04:36.17	30	0:08:34.98	29		0:43:24.65	+0:02:10.31
23	34	LARBEOU Guillaume Commencal Enduro Project	 FRA.1994.25575	0:09:14.58 0:06:13.80	48 39	0:06:03.08 0:08:49.39	30 17	0:04:33.25	20	0:08:32.55	22		0:43:26.65	+0:02:12.31
24	53	KANGAS Oliwer	 SWE.1992.33903	0:09:07.82 0:06:08.92	33 28	0:06:01.65 0:08:53.27	28 23	0:04:36.81	31	0:08:38.37	33		0:43:26.84	+0:02:12.50

RESULTS OVERALL

Pos	Plate	Name Team	Nat EWS number	Stage OPRO Stage 4	Pos Pos	Stage 1 Stage 5	Pos Pos	Stage 2	Pos	Stage 3Q	Pos	Penalties	Time	Gap
MEN														
25	32	PERSAK Vid Orbea FOX Enduro Team	 SLO.1996.22810	0:08:58.57 0:06:04.57	22 23	0:06:00.44 0:09:04.85	24 41	0:04:38.86	39	0:08:41.17	37		0:43:28.46	+0:02:14.12
26	54	STORR Alex Forbidden Synthesis	 GBR.2001.31009	0:09:09.23 0:06:03.25	36 18	0:06:03.12 0:09:05.74	31 44	0:04:37.21	35	0:08:33.17	25		0:43:31.72	+0:02:17.38
27	57	HILL Samuel Nukeproof SRAM Factory Racing	 AUS.1985.21775	0:09:12.39 0:06:05.82	44 24	0:06:01.44 0:09:01.06	27 38	0:04:36.88	32	0:08:36.33	31		0:43:33.92	+0:02:19.58
28	119	KING Riley	 AUS.2001.23512	0:09:02.71 0:06:17.30	26 48	0:05:59.70 0:09:00.25	22 36	0:04:35.32	26	0:08:45.70	40		0:43:40.98	+0:02:26.64
29	82	NESTOROFF Nikolas	 USA.1999.36915	0:09:05.30 0:06:09.40	30 30	0:06:08.35 0:08:51.13	41 22	0:04:43.25	50	0:08:45.70	40		0:43:43.13	+0:02:28.79
30	33	STUTTARD Mathew Polygon Factory Racing	 GBR.1993.21661	0:09:01.50 0:06:12.67	25 37	0:06:26.47 0:08:54.48	70 25	0:04:37.00	33	0:08:36.59	32		0:43:48.71	+0:02:34.37
31	81	PETERSON Colton	 USA.1999.30493	0:09:14.50 0:06:08.54	46 27	0:06:08.77 0:08:56.59	45 31	0:04:34.47	21	0:08:45.95	43		0:43:48.82	+0:02:34.48
32	50	CAMOIN Francescu Specialized Racing	 FRA.2001.23545	0:09:13.31 0:06:17.25	45 47	0:06:08.50 0:08:56.44	43 30	0:04:39.33	41	0:08:39.17	35		0:43:54.00	+0:02:39.66
33	24	GRAHAM Innes	 GBR.1996.35188	0:09:16.01 0:06:07.03	50 26	0:06:06.46 0:09:05.00	36 42	0:04:37.26	36	0:08:45.94	42		0:43:57.70	+0:02:43.36
34	63	BURNS CONTRERAS Pedro Trek Factory Racing	 CHI.1997.21729	0:09:15.85 0:06:09.03	49 29	0:06:14.37 0:08:58.14	54 34	0:04:40.88	43	0:08:39.64	36		0:43:57.91	+0:02:43.57
35	52	GARAY TAMAYO Iago Santa Cruz X SRAM	 ESP.1991.21707	0:09:03.47 0:06:18.60	27 49	0:06:10.82 0:08:58.10	48 33	0:04:38.82	38	0:08:48.60	47		0:43:58.41	+0:02:44.07












RESULTS OVERALL

Pos	Plate	Name Team	Nat EWS number	Stage OPRO Stage 4	Pos Pos	Stage 1 Stage 5	Pos Pos	Stage 2	Pos	Stage 3Q	Pos	Penalties	Time	Gap
MEN														
36	68	MENJOU Irenee Sunn French Connexion By Alpe D'Huez	 FRA.1995.22122	0:09:10.09 0:06:14.11	38 42	0:06:06.07 0:09:10.14	35 47	0:04:54.63	70	0:08:38.84	34		0:44:13.88	+0:02:59.54
37	67	BLAHA Vojtech	 CZE.1999.22684	0:09:09.02 0:06:23.10	35 55	0:06:10.15 0:09:00.86	47 37	0:04:42.10	46	0:08:50.22	49		0:44:15.45	+0:03:01.11
38	88	PROCHYRA Jordan	 AUS.1994.21674	0:09:12.21 0:06:19.96	43 51	0:06:18.30 0:09:01.78	57 39	0:04:41.50	45	0:08:47.21	45		0:44:20.96	+0:03:06.62
39	62	WARNET Manu	 NED.2001.26267	0:09:14.57 0:06:23.92	47 57	0:06:13.37 0:09:04.09	53 40	0:04:37.94	37	0:08:51.59	51		0:44:25.48	+0:03:11.14
40	74	MACARTHUR Glenn	 FRA.2000.22879	0:09:10.88 0:06:21.15	41 52	0:06:21.95 0:09:08.53	63 45	0:04:34.92	25	0:08:59.50	59		0:44:36.93	+0:03:22.59
41	51	STONE Brady Polygon Factory Racing	 NZL.2000.23119	0:09:25.70 0:06:23.80	60 56	0:06:26.33 0:08:55.37	69 27	0:04:43.07	49	0:08:47.35	46		0:44:41.62	+0:03:27.28
42	78	BARELLI Yoann	 FRA.1985.21889	0:09:10.40 0:06:14.10	40 41	0:06:08.47 0:09:53.90	42 80	0:04:41.06	44	0:08:35.33	30		0:44:43.26	+0:03:28.92
43	20	VENDEMMIA Mirco Cannondale Enduro	 ITA.1998.21871	0:09:17.56 0:06:12.43	52 36	0:06:19.58 0:09:22.31	61 60	0:04:46.23	53	0:08:45.42	39		0:44:43.53	+0:03:29.19
44	2	RUDE JR Richard Yeti / Fox Factory Team	 USA.1995.21739	0:08:38.07 0:05:50.16	2 2	0:05:42.80 0:12:09.20	2 93	0:04:20.47	2	<u>0:08:13.98</u>	1		0:44:54.68	+0:03:40.34
45	94	CAVAYE Andrew	 AUS.1996.24678	0:09:22.88 0:06:16.33	57 45	0:06:06.62 0:09:17.75	37 51	0:05:05.38	90	0:08:45.96	44		0:44:54.92	+0:03:40.58
46	73	SELF Daniel	 NZL.1998.21834	0:09:18.39 0:06:28.77	53 63	0:06:07.28 0:09:19.23	38 52	0:04:46.10	52	0:08:56.47	56		0:44:56.24	+0:03:41.90












RESULTS OVERALL

Pos	Plate	Name Team	Nat EWS number	Stage OPRO Stage 4	Pos Pos	Stage 1 Stage 5	Pos Pos	Stage 2	Pos	Stage 3Q	Pos	Penalties	Time	Gap
MEN														
47	66	GALY Theo Sunn French Connexion By Alpe D'Huez	 FRA.1990.21691	0:09:08.48 0:06:34.72	34 69	0:06:18.67 0:08:55.78	58 28	0:04:42.75	48	0:09:15.97	84		0:44:56.37	+0:03:42.03
48	25	BOOKER Daniel Nukeproof SRAM Factory Racing	 AUS.1997.25378	0:08:54.22 0:06:16.36	14 46	0:05:59.27 0:10:40.02	21 89	0:04:35.80	28	0:08:31.64	20		0:44:57.31	+0:03:42.97
49	84	HARRIS Bradley Theory Racing p/b ProBikeKit	 NZL.2001.27637	0:09:28.98 0:06:19.53	64 50	0:06:17.39 0:09:05.21	56 43	0:04:50.75	62	0:08:58.32	57		0:45:00.18	+0:03:45.84
50	89	JANSER Robin Swiss Enduro Team by Giant	 SUI.2000.25837	0:09:18.53 0:06:31.17	54 65	0:06:18.79 0:09:08.99	59 46	0:04:52.50	66	0:09:00.40	61		0:45:10.38	+0:03:56.04
51	90	PFEIL Max	 GER.1998.27442	0:09:21.39 0:06:21.41	56 53	0:06:24.62 0:09:23.24	66 61	0:04:48.55	56	0:08:52.21	53		0:45:11.42	+0:03:57.08
52	87	FRESQUET Axel Tribe Pyrenees Gravity	 FRA.1998.23081	0:09:36.27 0:06:25.83	69 58	0:06:22.37 0:09:17.00	64 49	0:04:46.60	54	0:08:51.07	50		0:45:19.14	+0:04:04.80
53	96	OMDAL Oskar	 NOR.2000.32277	0:09:36.54 0:06:13.85	70 40	0:06:11.53 0:09:16.84	49 48	0:04:52.47	65	0:09:09.73	71		0:45:20.96	+0:04:06.62
54	58	BLAIR Lachlan Orange Factory Racing	 GBR.1995.21426	0:09:31.02 0:06:32.22	65 67	0:06:22.79 0:09:25.68	65 63	0:04:47.47	55	0:08:53.30	55		0:45:32.48	+0:04:18.14
55	15	HEAP Elliott Nukeproof SRAM Factory Racing	 GBR.1998.21783	0:11:14.31 0:06:10.25	105 31	0:06:00.95 0:08:59.93	26 35	0:04:37.17	34	0:08:32.62	23		0:45:35.23	+0:04:20.89
56	115	SMITH Jimmy	 USA.1994.22251	0:09:27.27 0:06:27.13	61 59	0:06:30.30 0:09:20.62	76 55	0:04:49.65	57	0:09:01.95	64		0:45:36.92	+0:04:22.58
57	91	MIHALKOVITS Peter	 AUT.1993.23608	0:09:17.49 0:06:35.00	51 70	0:06:28.94 0:09:17.61	72 50	0:04:56.32	74	0:09:05.35	67		0:45:40.71	+0:04:26.37












RESULTS OVERALL

Pos	Plate	Name Team	Nat EWS number	Stage OPRO Stage 4	Pos Pos	Stage 1 Stage 5	Pos Pos	Stage 2	Pos	Stage 3Q	Pos	Penalties	Time	Gap
MEN														
58	95	TOOKE Jacob	 CAN.1999.22078	0:09:32.00 0:06:33.15	68 68	0:06:19.69 0:09:27.91	62 66	0:04:49.65	57	0:09:00.15	60		0:45:42.55	+0:04:28.21
59	27	RUDEAU Alex Commencal Enduro Project	 FRA.1996.25071	0:09:05.07 0:06:01.95	29 16	0:05:57.79 0:08:48.31	17 15	0:04:28.65	7	0:08:26.83	16	0:03:00.00	0:45:48.60	+0:04:34.26
60	56	CONNELL Joseph Orange Factory Racing	 GBR.1994.21745	0:09:38.42 0:06:30.73	71 64	0:06:29.25 0:09:20.81	75 57	0:04:42.72	47	0:09:11.30	73		0:45:53.23	+0:04:38.89
61	93	CARROLL Gavin	 IRL.1993.35848	0:09:31.73 0:06:38.72	67 72	0:06:25.88 0:09:20.62	68 55	0:04:50.02	61	0:09:16.65	86		0:46:03.62	+0:04:49.28
62	80	LESLIE Shane	 USA.1996.22174	0:09:28.06 0:06:41.00	62 73	0:06:42.27 0:09:22.02	91 59	0:04:53.05	67	0:08:58.44	58		0:46:04.84	+0:04:50.50
63	102	WOLFE Daniel Polygon Factory Racing	 IRL.1988.22250	0:09:28.22 0:06:46.26	63 78	0:06:40.05 0:09:20.95	87 58	0:04:45.31	51	0:09:12.31	76		0:46:13.10	+0:04:58.76
64	64	MORGAN Myles	 USA.2001.24399	0:09:46.56 0:06:27.47	81 60	0:06:08.50 0:09:20.13	43 54	0:05:28.38	101	0:09:05.23	66		0:46:16.27	+0:05:01.93
65	130	MATTHEWS Stephen	 CAN.1988.27584	0:09:44.38 0:06:28.71	78 62	0:06:19.55 0:09:47.95	60 76	0:04:55.07	71	0:09:01.28	63		0:46:16.94	+0:05:02.60
66	100	MAGGS David	 AUS.1996.23408	0:09:40.58 0:06:42.34	74 74	0:06:29.16 0:09:34.77	74 69	0:04:53.47	68	0:09:12.20	75		0:46:32.52	+0:05:18.18
67	124	CSEH Jesse	 NZL.1998.24905	0:09:31.50 0:06:49.13	66 83	0:06:32.10 0:09:37.86	79 71	0:04:49.75	59	0:09:14.87	80		0:46:35.21	+0:05:20.87
68	133	CHIANG Sheng Shan	 TPE.1994.22315	0:09:39.82 0:06:35.78	72 71	0:06:41.68 0:09:19.97	90 53	0:05:03.87	89	0:09:15.40	83		0:46:36.52	+0:05:22.18
69	85	JOYE Cameron	 USA.1998.21721	0:09:44.49 0:06:46.63	79 80	0:06:25.02 0:09:31.49	67 68	0:05:02.50	87	0:09:12.17	74		0:46:42.30	+0:05:27.96












RESULTS OVERALL

Pos	Plate	Name Team	Nat EWS number	Stage OPRO Stage 4	Pos Pos	Stage 1 Stage 5	Pos Pos	Stage 2	Pos	Stage 3Q	Pos	Penalties	Time	Gap
MEN														
70	4	MIQUEL Kevin Specialized Racing	 FRA.1991.21704	0:09:04.19 0:06:16.04	28 44	0:06:09.77 0:08:56.87	46 32	0:07:29.84	106	0:08:53.18	54		0:46:49.89	+0:05:35.55
71	99	JENSEN Henrik	 GBR.1998.25933	0:09:46.74 0:06:58.64	82 88	0:06:32.00 0:09:30.10	78 67	0:05:00.25	82	0:09:06.23	68		0:46:53.96	+0:05:39.62
72	110	KAHN David	 USA.2000.23224	0:09:41.18 0:06:43.50	75 76	0:06:33.05 0:09:55.51	80 81	0:04:56.10	73	0:09:16.52	85		0:47:05.86	+0:05:51.52
73	92	WILSON Thomas Orange Factory Racing	 GBR.2000.22553	0:09:48.73 0:06:43.56	85 77	0:06:42.74 0:09:37.89	93 72	0:04:57.39	77	0:09:18.20	87		0:47:08.51	+0:05:54.17
74	29	TEXTOR Christian Team BULLS	 GER.1990.22845	0:08:50.40 0:06:11.73	10 34	0:06:11.68 0:12:12.56	50 94	0:04:35.85	29	0:09:07.19	70		0:47:09.41	+0:05:55.07
75	101	RYAN Cameron	 AUS.1995.23609	0:09:53.02 0:06:47.27	88 81	0:06:40.90 0:09:27.56	89 65	0:05:02.77	88	0:09:19.10	88		0:47:10.62	+0:05:56.28
76	109	COUTURE Charles	 CAN.1999.29610	0:09:47.67 0:06:48.00	84 82	0:06:39.86 0:09:49.38	86 78	0:05:00.97	83	0:09:13.37	78		0:47:19.25	+0:06:04.91
77	111	FREDERICKSEN GARCIA Tomas	 CHI.2001.25553	0:10:00.09 0:06:56.25	93 87	0:06:35.12 0:09:46.50	83 75	0:05:02.02	86	0:09:23.15	89		0:47:43.13	+0:06:28.79
78	117	SNOW Harry	 GBR.1993.38162	0:10:01.14 0:06:56.10	95 86	0:06:46.47 0:09:49.32	95 77	0:04:58.42	78	0:09:14.08	79		0:47:45.53	+0:06:31.19
79	107	OLSEN Eric	 USA.1999.25103	0:10:02.43 0:07:02.08	96 91	0:06:40.28 0:09:53.32	88 79	0:04:54.31	69	0:09:25.02	90		0:47:57.44	+0:06:43.10
80	105	RATHKAMP Spencer	 USA.1994.25258	0:09:47.54 0:07:13.67	83 95	0:06:53.38 0:09:35.03	97 70	0:05:05.50	91	0:09:26.65	91		0:48:01.77	+0:06:47.43












RESULTS OVERALL

Pos	Plate	Name Team	Nat EWS number	Stage OPRO Stage 4	Pos Pos	Stage 1 Stage 5	Pos Pos	Stage 2	Pos	Stage 3Q	Pos	Penalties	Time	Gap
MEN														
81	97	HURLEY Joshua	 GBR.1995.27543	0:10:26.51 0:07:03.47	101 93	0:06:33.67 0:09:38.34	82 73	0:05:00.08	81	0:09:33.62	94		0:48:15.69	+0:07:01.35
82	70	BOX Archie	 GBR.1998.23201	0:09:43.16 0:06:46.27	76 79	0:07:05.02 0:10:26.72	100 88	0:05:15.27	97	0:09:00.48	62		0:48:16.92	+0:07:02.58
83	122	SAMPSON Thomas	 USA.1989.22982	0:09:59.93 0:07:03.22	92 92	0:06:48.52 0:10:02.31	96 84	0:05:01.85	85	0:09:27.95	93		0:48:23.78	+0:07:09.44
84	108	DIEU Antonio	 FRA.1989.26701	0:10:12.38 0:06:59.57	98 89	0:06:45.27 0:09:58.13	94 83	0:05:01.30	84	0:09:27.50	92		0:48:24.15	+0:07:09.81
85	125	MAAYAN Yonatan	 ISR.1992.23494	0:09:40.38 0:07:14.17	73 96	0:06:58.77 0:09:55.73	99 82	0:05:13.00	94	0:09:40.69	96		0:48:42.74	+0:07:28.40
86	126	KNOTT Peter	 AUS.1995.52797	0:09:23.18 0:06:28.34	58 61	0:06:16.07 0:09:25.38	55 62	0:04:49.88	60	0:12:41.59	103		0:49:04.44	+0:07:50.10
87	123	BARICH Leopold RDN Racing	 GER.1998.22342	0:10:12.46 0:07:09.48	99 94	0:06:57.23 0:10:08.03	98 85	0:05:09.10	93	0:09:43.40	97		0:49:19.70	+0:08:05.36
88	127	BRADSHAW Tom	 NZL.1993.24526	0:09:50.95 0:06:50.60	87 84	0:08:23.37 0:09:41.81	106 74	0:05:44.30	105	0:09:10.04	72		0:49:41.07	+0:08:26.73
89	71	GRANT Kelan Nukeproof SRAM Factory Racing	 IRL.1993.21773	0:09:44.21 0:06:13.33	77 38	0:06:05.27 0:14:03.76	34 96	0:04:38.98	40	0:09:02.20	65		0:49:47.75	+0:08:33.41
90	65	FRANCK Gilles	 BEL.2000.22291	0:09:11.93 0:10:17.95	42 102	0:06:07.35 0:10:48.68	39 90	0:04:51.12	63	0:08:51.91	52		0:50:08.94	+0:08:54.60
91	114	COSTAIN Parkin	 USA.1999.53812	0:15:10.46 0:06:31.71	107 66	0:06:30.30 0:09:27.53	76 64	0:04:56.85	76	0:09:06.25	69		0:51:43.10	+0:10:28.76













RESULTS OVERALL

Pos	Plate	Name Team	Nat EWS number	Stage OPRO Stage 4	Pos Pos	Stage 1 Stage 5	Pos Pos	Stage 2	Pos	Stage 3Q	Pos	Penalties	Time	Gap
MEN														
92	104	PEREDO TORRES Ricardo Francisco	 MEX.1993.22141	0:09:49.08 0:07:00.38	86 90	0:07:12.22 0:12:59.11	101 95	0:05:09.05	92	0:09:34.73	95		0:51:44.57	+0:10:30.23
93	118	BELLINGER Corey	 USA.1988.32389	0:09:53.13 0:06:51.11	89 85	0:06:35.63 0:14:24.99	84 97	0:04:56.06	72	0:09:15.00	81		0:51:55.92	+0:10:41.58
94	14	DENIAUD Youn Giant Factory Off-Road	 FRA.1996.22994	0:08:51.96 0:05:58.00	12 10	0:05:58.00 0:17:25.35	18 100	0:05:26.08	100	0:08:23.13	10		0:52:02.52	+0:10:48.18
95	120	RAUSCH James	 AUS.1997.24506	0:10:25.74 0:07:59.85	100 98	0:07:20.08 0:10:18.30	103 86	0:05:17.85	99	0:10:41.97	101		0:52:03.79	+0:10:49.45
96	129	LAGASSEY Justin	 USA.1991.22065	0:10:56.70 0:07:16.58	104 97	0:07:15.15 0:10:58.36	102 91	0:05:32.75	103	0:10:07.50	98		0:52:07.04	+0:10:52.70
97	121	BULLEN-ASLIN Benjamin	 AUS.1996.35368	0:10:50.45 0:08:16.50	103 99	0:07:20.40 0:10:23.70	104 87	0:05:16.05	98	0:10:07.68	99		0:52:14.78	+0:11:00.44
98	128	BARTON Jacob	 AUS.2001.51152	0:09:45.55 0:06:42.96	80 75	0:06:29.08 0:16:04.67	73 99	0:04:56.62	75	0:09:15.27	82		0:53:14.15	+0:11:59.81
99	132	GUTIERREZ Tomas	 MEX.1999.30414	0:10:40.38 0:08:56.99	102 101	0:08:04.54 0:11:06.83	105 92	0:05:42.97	104	0:11:39.12	102		0:56:10.83	+0:14:56.49
100	75	RICHARDSON John	 USA.1999.22929	0:13:06.67 0:06:21.67	106 54	0:06:12.50 0:14:51.18	51 98	0:04:59.85	80	0:08:48.79	48	0:03:00.00	0:57:20.66	+0:16:06.32
DNF	60	ROPELATO Mitch Cannondale Enduro	 USA.1992.22734	0:08:55.81 0:06:14.70	17 43	0:06:04.58	33	0:04:28.28	6	0:08:29.95	18			
DNF	103	WALCH Lucas	 NZL.1996.23524	0:10:00.51 0:08:39.15	94 100	0:06:42.68	92	0:04:59.53	79	0:09:12.94	77			







RESULTS OVERALL

Pos	Plate	Name Team	Nat EWS number	Stage 0PRO Stage 4	Pos Pos	Stage 1 Stage 5	Pos Pos	Stage 2	Pos	Stage 3Q	Pos	Penalties	Time	Gap
MEN														
DNF	72	WEBER Basil	 SUI.1992.35964	0:09:23.71	59	0:06:37.80	85	0:05:15.00	96	0:10:18.67	100			
DNF	106	ROBERT Keith	 USA.1990.31227	0:09:56.03	91	0:06:27.90	71	0:04:51.15	64					
DNF	61	HEINIGER Nils	 NZL.1999.25218	0:09:05.82	31	0:05:56.94	14	0:05:13.82	95					
DNF	116	KARALUS Ben	 NZL.1998.32702	0:09:53.30	90	0:06:33.47	81	0:05:30.18	102					
DNF	113	BEAN Nicolas Theory Racing p/b ProBikeKit	 USA.1999.22730	0:10:07.09	97									
DNS	86	SZAYNA Erik	 USA.1999.21615											
DNS	77	BUCHANAN Lewis	 GBR.1993.21608											
DNS	36	SECONDI Nathan Fulgur Factory Team Valdinievole	 FRA.1999.22133											
MEN Master 35+														
1	207	GAYTON Shane	 AUS.1982.22739	<u>0:09:26.79</u> <u>0:06:22.69</u>	1 1	0:06:27.97 <u>0:09:21.45</u>	2 1	0:04:54.89	2	<u>0:08:52.42</u>	1		0:45:26.21	
2	210	MORTON Ted	 CAN.1987.22080	0:09:41.06 0:06:29.32	3 2	<u>0:06:18.75</u> 0:09:24.60	1 2	<u>0:04:45.60</u>	1	0:09:02.90	2		0:45:42.23	+0:00:16.02
3	206	BRADFORD Aaron	 USA.1984.32061	0:09:32.83 0:06:47.25	2 3	0:06:37.75 0:09:44.52	4 3	0:04:59.62	4	0:09:09.10	3		0:46:51.07	+0:01:24.86






RESULTS OVERALL

Pos	Plate	Name Team	Nat EWS number	Stage OPRO Stage 4	Pos Pos	Stage 1 Stage 5	Pos Pos	Stage 2	Pos	Stage 3Q	Pos	Penalties	Time	Gap
MEN Master 35+														
4	208	HALL James	 AUS.1984.22760	0:10:07.87 0:06:55.02	5 5	0:07:02.48 0:09:50.67	7 4	0:05:10.65	6	0:09:43.55	6		0:48:50.24	+0:03:24.03
5	195	PAYNE Richard	 GBR.1985.22650	0:10:19.46 0:07:00.82	8 6	0:07:02.30 0:10:21.02	6 9	0:05:16.92	10	0:09:48.68	8		0:49:49.20	+0:04:22.99
6	202	O BRIEN Glyn	 IRL.1977.22983	0:10:08.82 0:07:32.68	6 14	0:07:17.08 0:10:02.72	12 5	0:05:14.90	7	0:10:13.03	14		0:50:29.23	+0:05:03.02
7	196	SANDERS Ben	 NZL.1986.31248	0:10:21.96 0:07:22.12	10 10	0:07:07.33 0:10:27.46	8 10	0:05:17.28	11	0:09:57.15	10		0:50:33.30	+0:05:07.09
8	198	TREMBLAY Simon Olivier	 CAN.1984.34575	0:10:21.81 0:07:15.63	9 8	0:07:20.00 0:10:17.59	15 8	0:05:16.27	9	0:10:08.50	13		0:50:39.80	+0:05:13.59
9	214	CARREZ Cedric Lapierre Zipp Collective	 FRA.1978.23588	0:10:23.78 0:07:31.60	11 13	0:07:11.20 0:10:15.54	11 7	0:05:19.00	13	0:10:00.10	11		0:50:41.22	+0:05:15.01
10	211	SIGNORELLI Gerry	 USA.1984.22761	0:10:48.61 0:07:19.22	12 9	0:07:19.57 0:10:12.81	14 6	0:05:19.30	14	0:09:48.47	7		0:50:47.98	+0:05:21.77
11	204	HICKEY Kyle	 USA.1985.25008	0:10:03.21 0:07:34.15	4 15	0:07:18.63 0:11:09.94	13 16	0:05:15.20	8	0:09:31.41	5		0:50:52.54	+0:05:26.33
12	209	ENNIS Daniel	 USA.1983.35511	0:11:01.25 0:07:25.56	16 11	0:07:08.73 0:10:32.64	10 11	0:05:23.42	15	0:09:56.82	9		0:51:28.42	+0:06:02.21
13	203	CIZINSKY Milan	 CZE.1974.22018	0:11:00.04 0:07:38.53	13 16	0:07:26.19 0:10:58.85	16 13	0:05:24.73	16	0:10:03.62	12		0:52:31.96	+0:07:05.75
14	199	BEESTON Jeffrey	 AUS.1978.22922	0:11:32.95 0:07:28.55	18 12	0:07:07.45 0:11:12.77	9 17	0:05:18.91	12	0:10:50.72	17		0:53:31.35	+0:08:05.14
15	201	LAWWILL Joe	 USA.1970.24749	0:11:00.85 0:07:51.00	15 17	0:07:41.30 0:11:00.68	18 14	0:05:46.87	19	0:10:14.89	15		0:53:35.59	+0:08:09.38











RESULTS OVERALL

Pos	Plate	Name Team	Nat EWS number	Stage OPRO Stage 4	Pos Pos	Stage 1 Stage 5	Pos Pos	Stage 2	Pos	Stage 3Q	Pos	Penalties	Time	Gap
MEN Master 35+														
16	197	DESMARAIS Nicolas	 CAN.1980.34548	0:11:08.90 0:08:03.70	17 18	0:08:00.35 0:11:06.32	19 15	0:05:42.65	18	0:11:01.35	18		0:55:03.27	+0:09:37.06
17	200	COWAN Michael	 IRL.1976.39890	0:11:49.62 0:08:09.75	19 19	0:07:35.85 0:12:39.96	17 19	0:05:41.55	17	0:10:44.70	16		0:56:41.43	+0:11:15.22
18	212	WEIDEMANN Mads	 DEN.1982.33629	0:11:00.10 0:07:09.87	14 7	0:06:58.15 0:12:17.15	5 18	0:05:07.00	5	0:15:14.17	19		0:57:46.44	+0:12:20.23
19	205	FRASER Dustin	 CAN.1985.34539	0:41:26.11 0:06:51.25	20 4	0:06:33.78 0:10:36.16	3 12	0:04:57.07	3	0:09:22.25	4		1:19:46.62	+0:34:20.41
DNF	215	AMOUR Karim BH Enduro Racing Team	 FRA.1975.21696	0:10:10.18	7									
DNS	216	LAUDER Bradley	 NZL.1985.27531											












MEN | Under 21

1	194	SHERLOCK Seth	 CAN.2002.40432	<u>0:08:53.09</u> <u>0:05:56.90</u>	1 1	0:06:08.10 0:08:55.86	3 3	0:04:39.83	3	<u>0:08:22.91</u>	1		0:42:56.69	
2	193	HANCOCK Emmett	 CAN.2002.37051	0:08:57.57 0:06:03.78	2 3	0:06:07.48 <u>0:08:41.19</u>	2 1	<u>0:04:33.60</u>	1	0:08:44.03	5		0:43:07.65	+0:00:10.96
3	169	RODGERS Lief	 CAN.2003.26651	0:09:05.55 0:06:08.90	4 4	0:06:08.45 0:09:03.64	4 6	0:04:40.77	4	0:08:36.39	2		0:43:43.70	+0:00:47.01
4	164	PRINGLE Colby	 CAN.2002.35143	0:09:07.81 0:06:00.03	6 2	0:06:20.81 0:09:00.71	10 4	0:04:48.90	13	0:08:37.40	3		0:43:55.66	+0:00:58.97
5	180	GOGUEN Marcus Rossignol Factory Team	 CAN.2004.27733	0:08:58.59 0:06:17.08	3 8	<u>0:06:06.65</u> 0:08:52.48	1 2	0:05:03.46	19	0:08:45.79	7		0:44:04.05	+0:01:07.36











RESULTS OVERALL

Pos	Plate	Name Team	Nat EWS number	Stage OPRO Stage 4	Pos Pos	Stage 1 Stage 5	Pos Pos	Stage 2	Pos	Stage 3Q	Pos	Penalties	Time	Gap
MEN Under 21														
6	187	BROWN John Yeti / Fox Factory Team	 USA.2002.27555	0:09:05.82 0:06:12.08	5 5	0:06:14.10 0:09:08.55	8 7	0:04:44.03	5	0:08:48.54	10		0:44:13.12	+0:01:16.43
7	192	GILCHRIST Ryan	 AUS.2002.36859	0:09:17.70 0:06:23.69	8 10	0:06:13.50 0:09:00.91	7 5	0:04:38.87	2	0:08:48.33	8		0:44:23.00	+0:01:26.31
8	182	SCHEELE William	 NOR.2003.33415	0:09:28.70 0:06:12.79	13 6	0:06:09.22 0:09:17.20	5 11	0:04:45.08	7	0:08:44.88	6		0:44:37.87	+0:01:41.18
9	185	JOHNSTON Guy	 NZL.2003.50550	0:09:26.96 0:06:13.60	12 7	0:06:21.66 0:09:10.48	12 8	0:04:48.35	10	0:08:48.34	9		0:44:49.39	+0:01:52.70
10	184	FAIRBROTHER Matthew	 NZL.2004.35439	0:09:29.27 0:06:20.75	14 9	0:06:09.73 0:09:18.18	6 12	0:04:44.70	6	0:08:50.04	12		0:44:52.67	+0:01:55.98
11	178	FISHER JT	 USA.2004.38262	0:09:20.52 0:06:26.06	11 12	0:06:23.35 0:09:23.78	15 15	0:04:55.15	16	0:08:39.08	4		0:45:07.94	+0:02:11.25
12	188	BERTINI Lisandru Lapierre Zipp Collective	 FRA.2004.36198	0:09:18.95 0:06:41.85	9 19	0:06:15.40 0:09:16.04	9 10	0:04:48.67	11	0:08:49.97	11		0:45:10.88	+0:02:14.19
13	181	FOURCADE Luca Tribe Pyrenees Gravity	 FRA.2003.35944	0:09:19.62 0:06:37.31	10 16	0:06:22.65 0:09:15.90	13 9	0:04:48.05	9	0:09:08.55	15		0:45:32.08	+0:02:35.39
14	189	KAUX Marin Tribe Pyrenees Gravity	 FRA.2002.30383	0:09:17.69 0:06:57.77	7 21	0:06:23.00 0:09:19.70	14 13	0:04:45.35	8	0:08:56.55	13		0:45:40.06	+0:02:43.37
15	167	TAYLOR Jacob	 USA.2003.31102	0:09:34.35 0:06:28.59	15 13	0:06:21.58 0:09:23.61	11 14	0:04:48.73	12	0:09:22.42	20		0:45:59.28	+0:03:02.59
16	174	PRITCHETT Anthony	 USA.2004.24541	0:09:40.76 0:06:34.15	17 14	0:06:34.75 0:09:43.57	18 18	0:04:54.98	15	0:09:00.65	14		0:46:28.86	+0:03:32.17
17	171	HUTMAN Omer	 ISR.2004.40015	0:09:42.29 0:06:38.72	18 17	0:06:41.66 0:09:33.00	20 16	0:04:58.20	17	0:09:11.83	17		0:46:45.70	+0:03:49.01













RESULTS OVERALL

Pos	Plate	Name Team	Nat EWS number	Stage OPRO Stage 4	Pos Pos	Stage 1 Stage 5	Pos Pos	Stage 2	Pos	Stage 3Q	Pos	Penalties	Time	Gap
MEN Under 21														
18	161	FISHER Brandon	 USA.2004.25638	0:09:46.13 0:06:34.88	19 15	0:06:39.25 0:10:13.78	19 23	0:05:11.55	22	0:09:10.28	16		0:47:35.87	+0:04:39.18
19	179	MCCONVILLE Milton	 CAN.2002.23435	0:10:56.65 0:06:24.61	25 11	0:06:34.22 0:09:44.77	17 19	0:05:00.92	18	0:09:25.58	21		0:48:06.75	+0:05:10.06
20	168	GALLARDO Jake	 USA.2003.38697	0:10:03.32 0:06:57.75	20 20	0:06:58.87 0:10:03.78	22 22	0:05:05.50	20	0:09:20.23	19		0:48:29.45	+0:05:32.76
21	170	PEREZ VASQUE Clemente	 CHI.2002.52269	0:10:18.63 0:06:58.97	22 22	0:06:44.33 0:09:57.76	21 21	0:05:16.78	23	0:09:19.97	18		0:48:36.44	+0:05:39.75
22	173	WHITE Ronan	 GBR.2002.36972	0:10:09.16 0:07:00.46	21 23	0:07:02.48 0:09:53.21	23 20	0:05:10.90	21	0:09:42.93	22		0:48:59.14	+0:06:02.45
23	183	KLOKOCKA Vojtech	 CZE.2004.36797	0:11:40.37 0:06:40.45	27 18	0:06:34.07 0:09:35.78	16 17	0:04:52.83	14	0:10:19.48	23		0:49:42.98	+0:06:46.29
24	165	FERNANDEZ GONZALEZ Diego	 MEX.2005.39313	0:10:44.14 0:08:14.87	24 24	0:07:57.90 0:11:10.12	26 24	0:05:40.03	24	0:10:56.72	24		0:54:43.78	+0:11:47.09
25	163	RABAGO SAAVEDRA Emilio	 MEX.2003.39244	0:11:22.82 0:10:11.59	26 25	0:08:09.95 0:12:22.37	27 25	0:06:20.72	25	0:11:57.23	25		1:00:24.68	+0:17:27.99
DNF	162	REYES HERNANDEZ Alan Yahir	 MEX.2002.39324	0:10:30.34	23	0:07:46.09	25	0:10:43.35	26					
DNF	175	LINDBLOM Carter	 USA.2003.27008	0:09:36.23	16	0:07:43.47	24							
DNF	176	GILBERT Mark	 USA.2005.34394	0:12:45.33	28									











RESULTS OVERALL

Pos	Plate	Name Team	Nat EWS number	Stage 0PRO Stage 4	Pos Pos	Stage 1 Stage 5	Pos Pos	Stage 2	Pos	Stage 3Q	Pos	Penalties	Time	Gap
MEN Under 21														
DNF	166	POOLE Soren	 USA.2004.36881											
DNS	172	BARTLETT Jamie	 NZL.2002.29529											
DNS	177	BUENGEN Lars Henrik Swiss Enduro Team by Giant	 SUI.2005.27225											
WOMEN														
1	4	HARDEN Harriet Trek Factory Racing	 GBR.2001.22819	<u>0:10:12.27</u> 0:07:11.32	<u>1</u> 5	0:07:11.18 <u>0:10:02.81</u>	9 <u>1</u>	0:05:10.83	2	0:09:44.65	6		0:49:33.06	
2	2	CHARRE Morgane Pivot Factory Racing	 FRA.1990.21958	0:10:33.35 <u>0:07:05.27</u>	11 <u>1</u>	0:07:02.88 0:10:12.33	4 4	0:05:19.67	8	<u>0:09:24.00</u>	<u>1</u>		0:49:37.50	+0:00:04.44
3	43	ESPINEIRA HERREROS Florenia Orbea FOX Enduro Team	 CHI.1992.22941	0:10:21.39 0:07:11.25	3 4	0:06:59.70 0:10:09.99	3 2	0:05:14.77	3	0:09:47.53	7		0:49:44.63	+0:00:11.57
4	3	COURDURIER Isabelle Lapierre Zipp Collective	 FRA.1994.21731	0:10:21.50 0:07:16.55	4 8	0:06:58.70 0:10:21.63	2 8	0:05:16.92	6	0:09:39.41	2		0:49:54.71	+0:00:21.65
5	37	LANTHIER NADEAU Andreane Rocky Mountain Race Face	 CAN.1993.21609	0:10:16.15 0:07:09.72	2 3	<u>0:06:57.83</u> 0:10:37.93	<u>1</u> 14	0:05:16.62	4	0:09:39.95	3		0:49:58.20	+0:00:25.14
6	7	BARAONA Rebecca Yeti / Fox Factory Team	 GBR.1993.21715	0:10:27.79 0:07:16.47	8 7	0:07:07.82 0:10:10.24	7 3	<u>0:05:09.40</u>	<u>1</u>	0:09:48.88	8		0:50:00.60	+0:00:27.54
7	5	KOREM Noga GT Factory Racing	 ISR.1991.21660	0:10:27.02 0:07:12.55	7 6	0:07:11.95 0:10:14.95	10 6	0:05:18.43	7	0:09:44.06	5		0:50:08.96	+0:00:35.90


RESULTS OVERALL

Pos	Plate	Name Team	Nat EWS number	Stage OPRO Stage 4	Pos Pos	Stage 1 Stage 5	Pos Pos	Stage 2	Pos	Stage 3Q	Pos	Penalties	Time	Gap
WOMEN														
8	8	CONOLLY Ella Cannondale Enduro	 GBR.1998.21859	0:10:30.02 0:07:06.98	10 2	0:07:08.22 0:10:22.73	8 9	0:05:20.73	9	0:09:40.65	4		0:50:09.33	+0:00:36.27
9	38	MORRISON Rae Liv Racing	 NZL.1989.21630	0:10:29.67 0:07:19.00	9 9	0:07:20.50 0:10:12.59	12 5	0:05:22.31	10	0:09:55.10	10		0:50:39.17	+0:01:06.11
10	137	MILLER Miranda	 CAN.1990.21687	0:10:23.43 0:07:23.20	6 10	0:07:06.15 0:10:29.34	6 10	0:05:25.45	13	0:10:01.30	12		0:50:48.87	+0:01:15.81
11	10	RICHTER Raphaela Ibis Enduro Team	 GER.1997.25746	0:10:51.82 0:07:34.90	15 13	0:07:04.48 0:10:35.94	5 13	0:05:16.71	5	0:09:54.65	9		0:51:18.50	+0:01:45.44
12	1	PUGIN Melanie BH Enduro Racing Team	 FRA.1990.21693	0:10:42.46 0:07:40.47	12 14	0:07:15.58 0:10:32.88	11 12	0:05:25.98	14	0:10:02.87	13		0:51:40.24	+0:02:07.18
13	44	DUVERT Julie Theory Racing p/b ProBikeKit	 FRA.1996.21719	0:10:57.08 0:07:24.55	17 11	0:07:26.52 0:10:32.53	15 11	0:05:24.00	12	0:10:06.02	15		0:51:50.70	+0:02:17.64
14	40	SCARSI Gloria Canyon CLLTV Dainese	 ITA.2000.36425	0:10:47.79 0:07:24.80	14 12	0:07:25.86 0:11:00.10	14 18	0:05:23.42	11	0:09:56.25	11		0:51:58.22	+0:02:25.16
15	46	ASTLE Georgia Devinci Global Racing	 CAN.1997.27095	0:10:21.66 0:07:54.18	5 16	0:07:44.00 0:10:21.36	19 7	0:05:33.75	15	0:10:05.12	14		0:52:00.07	+0:02:27.01
16	135	TAYLOR Chloe	 GBR.1998.23462	0:10:51.99 0:07:55.62	16 18	0:07:44.11 0:10:44.65	20 15	0:05:38.40	18	0:10:13.25	17		0:53:08.02	+0:03:34.96
17	136	MORRISON Amy	 USA.1989.22252	0:10:44.18 0:07:55.47	13 17	0:07:32.95 0:11:02.50	16 19	0:05:35.07	17	0:10:26.25	19		0:53:16.42	+0:03:43.36
18	144	LONG Julia	 CAN.1999.22029	0:10:59.72 0:08:01.48	18 19	0:07:40.08 0:10:52.47	17 16	0:05:43.62	20	0:10:14.21	18		0:53:31.58	+0:03:58.52
19	41	COOK Becky	 GBR.1986.21664	0:11:03.47 0:07:46.90	20 15	0:07:47.25 0:10:58.86	21 17	0:05:54.52	24	0:10:08.55	16		0:53:39.55	+0:04:06.49

RESULTS OVERALL

Pos	Plate	Name Team	Nat EWS number	Stage OPRO Stage 4	Pos Pos	Stage 1 Stage 5	Pos Pos	Stage 2	Pos	Stage 3Q	Pos	Penalties	Time	Gap
WOMEN														
20	45	LAWRENCE Kate Yeti / Fox Factory Team	 USA.1998.27745	0:11:03.89 0:08:09.75	21 20	0:07:21.33 0:11:03.44	13 20	0:05:34.43	16	0:10:31.52	20		0:53:44.36	+0:04:11.30
21	42	JONNIER Morgane Rossignol Factory Team	 FRA.1990.22559	0:10:59.94 0:08:33.72	19 21	0:07:43.57 0:11:10.39	18 23	0:05:39.15	19	0:10:42.35	21		0:54:49.12	+0:05:16.06
22	48	STEINTHALER Hanna Cube Action Team	 AUT.1997.40424	0:11:15.77 0:08:36.03	24 23	0:07:53.05 0:11:09.52	23 22	0:05:47.52	21	0:10:48.00	22		0:55:29.89	+0:05:56.83
23	145	REY Charlotte Tribe Pyrenees Gravity	 FRA.2000.31025	0:11:23.82 0:08:49.72	25 24	0:08:03.22 0:11:27.99	24 24	0:05:50.45	22	0:11:04.28	24		0:56:39.48	+0:07:06.42
24	47	SCHICK Lucy Norco Factory Team	 CAN.2000.23447	0:11:06.14 0:09:35.50	22 26	0:07:52.71 0:11:05.59	22 21	0:05:52.15	23	0:11:08.83	25		0:56:40.92	+0:07:07.86
25	49	LINN Kera Cannondale Enduro	 USA.1992.38779	0:11:13.45 0:08:56.66	23 25	0:08:11.96 0:11:33.24	25 25	0:06:04.23	26	0:11:41.90	26		0:57:41.44	+0:08:08.38
26	146	WOOD Tori	 CAN.1991.51200	0:12:58.60 0:08:34.75	29 22	0:08:23.28 0:11:42.67	26 26	0:06:10.14	27	0:10:59.25	23		0:58:48.69	+0:09:15.63
27	143	JENSEN Kaia	 USA.2000.26157	0:11:59.13 0:10:45.52	26 28	0:09:10.31 0:12:31.52	28 27	0:06:39.92	29	0:12:01.00	27		1:03:07.40	+0:13:34.34
28	142	ALLEN Sophie	 USA.2001.35477	0:12:51.81 0:10:08.72	28 27	0:09:21.40 0:12:37.10	29 28	0:06:39.23	28	0:12:21.67	28		1:03:59.93	+0:14:26.87
DNF	141	CAMPUZANO Cecilia	 MEX.1988.24838	0:12:11.35	27	0:08:57.20	27	0:06:01.15	25					

WOMEN | Master 35+

1	160	NESTLEROVA Fejola Stepanka	 CZE.1985.21761	0:10:53.85 0:07:57.43	1 1	0:07:30.37 0:11:03.32	1 1	0:06:04.28	2	0:10:40.46	1		0:54:09.71	
---	-----	---------------------------------------	---	--------------------------	--------	--------------------------	--------	------------	---	------------	---	--	-------------------	--

RESULTS OVERALL

Pos	Plate	Name Team	Nat EWS number	Stage OPRO Stage 4	Pos Pos	Stage 1 Stage 5	Pos Pos	Stage 2	Pos	Stage 3Q	Pos	Penalties	Time	Gap
WOMEN Master 35+														
2	156	LAROUCHE Ingrid	 CAN.1976.24583	0:11:26.55 0:08:18.95	2 2	0:08:09.83 0:12:40.88	2 4	<u>0:05:52.80</u>	1	0:10:58.90	2		0:57:27.91	+0:03:18.20
3	157	NEWELL Melissa	 NZL.1979.21458	0:11:50.06 0:09:13.81	3 4	0:08:29.95 0:11:48.29	3 2	0:06:14.44	4	0:11:23.25	4		0:58:59.80	+0:04:50.09
4	158	THOMSEN Sandra Bohn	 DEN.1983.33584	0:12:20.84 0:08:59.27	4 3	0:08:43.17 0:12:07.28	4 3	0:06:13.85	3	0:11:19.21	3		0:59:43.62	+0:05:33.91
WOMEN Under 21														
1	152	GALLO FUENTES Paz	 CHI.2002.52289	<u>0:11:02.92</u> 0:08:37.76	1 4	<u>0:07:41.02</u> 0:11:24.79	1 4	0:05:51.93	2	<u>0:10:15.25</u>	1		0:54:53.67	
2	147	HAGGART Ainsley	 USA.2003.50757	0:11:19.39 <u>0:08:19.67</u>	3 1	0:07:58.13 0:11:19.98	2 2	0:05:52.15	3	0:10:53.22	3		0:55:42.54	+0:00:48.87
3	148	BINGHAM Lauren	 USA.2002.25005	0:11:35.49 0:08:35.33	5 3	0:08:03.62 <u>0:11:17.32</u>	3 1	<u>0:05:48.67</u>	1	0:10:53.25	4		0:56:13.68	+0:01:20.01
4	149	BIXLER Erin	 USA.2005.26673	0:11:15.83 0:08:44.11	2 5	0:08:13.78 0:11:23.27	5 3	0:05:54.45	4	0:10:43.97	2		0:56:15.41	+0:01:21.74
5	151	BOUCHER Lily	 CAN.2004.40222	0:11:24.18 0:08:21.84	4 2	0:08:12.50 0:11:24.85	4 5	0:06:04.98	5	0:11:01.22	5		0:56:29.57	+0:01:35.90
6	150	HENRY Justine Tribe Pyrenees Gravity	 FRA.2003.32717	0:12:02.69 0:09:30.83	6 6	0:08:37.55 0:12:56.84	6 6	0:06:09.73	6	0:11:50.19	6		1:01:07.83	+0:06:14.16
DNS	154	LAN Emmy Norco Factory Team	 CAN.2004.33463											

Penalties details

Plate	Name	Penalty	Description	Location
27	RUDEAU Alex	00:03:00	Wheel change	Rollout
75	RICHARDSON John	00:03:00	Wheel change	Liaison S2 - S3

Statistics

Entries / Nations	Finished	DNF	DSQ	DNS	Weather	Temperature	Distance	Elevation
202 / 25	182	13	0	7	27 °C	Sunny	19.3 km	-2,961 m

DNF: did not finish · DNS: did not start · DSQ: disqualified